

Form 1613w
Revised
September, 1921

LIST OF PARTS



MACHINES


Nos. 22w165 to 22w170

THE SINGER MANUFACTURING COMPANY

INDEX

	PAGE
ACCESSORIES	37
BOBBIN WINDER	37
FEED DOGS	40
KNEE LIFTER	38
LAP SEAM FELLERS	60
MACHINE No. 22w165	7
" " 22w166	18
" " 22w167	20
" " 22w168	22
" " 22w169	24
" " 22w170	35
NEEDLE HOLDERS	45
NUMERICAL LIST OF PARTS	65
OBSOLETE PARTS	61
PRESSER FEET	46
THREAD UNWINDER	39
THROAT PLATES	58

LIST OF PARTS COMPLETE
FOR



MACHINE No. 22w165

COMPOUND FEED

For Shirts, Corsets, Underwear, etc.

In gauges from $\frac{3}{32}$ to $\frac{3}{4}$ inch

No.	Plate	Name
*204800	—	Arm with 202036
204163	12305	" Cap
200278H	12311	" " Screw
202248	13103	" " " Washer
204235	11806	" Position Pin (2)
200963E	12311	" Screw (3)
202005	12308	" " Washer (3)
213113	—	" Shaft
204801	11144	" " Bushing (back) with 202260
202260	—	Arm Shaft Bushing (back) Oil Packing (wick)
200341C	—	Arm Shaft Bushing (back) Set Screw
204802	11144	Arm Shaft Bushing (front) with 202036 and 202260
202260	—	Arm Shaft Bushing (front) Oil Packing (wick)

No.	Plate	Name
200502B	11806	Arm Shaft Bushing (front) Oil Packing Thumb Screw
202036	12338	Arm Shaft Bushing (front) Position Pin
200352C	—	Arm Shaft Bushing (front) Set Screw
204804	—	Arm Shaft Connection with four 200054E (2)
200054E	13099	Arm Shaft Connection Screw
204805	13100	Balance Wheel, 5 $\frac{1}{4}$ in. diam. (belt groove 2 $\frac{3}{4}$ in. diam.), with 200328C and 200335C
200062H	12311	Balance Wheel Adjusting Screw ..
200328C	12311	• “ “ Position Screw ...
200335C	12311	“ “ Set Screw
*213119	—	Bed with 202062, 203248, 203249, two each 200362C, 201516E, 200840E and 202299
202258	12345	Bed Hinge Connection (2)
200570C	12311	“ “ “ Screw (4)
203329	13101	“ Slide (back)
203301	12334	“ “ (front)
203470	13099	Bobbin (2)
*203520	—	“ Case
203648	13099	“ “ Latch
*202056	—	“ “ “ Pin
203473	13099	“ “ “ Plunger
203474	13099	“ “ “ Spring
203499	13099	“ “ Lever
203476	—	“ “ “ Eccentric
204243	13099	“ “ “ “ Position Pin
203506	13099	“ “ “ Fulcrum
200056D	10882	“ “ “ “ Screw
203478	13099	“ “ “ Slide Stud
203214	13099	“ “ Tension Spring
200984C	13099	“ “ “ “ Regulat- ing Screw
200594C	13099	Bobbin Case Tension Spring Screw
203216	—	“ “ Washer (cloth)
203521	11238	Bobbin Case complete, Nos. 200594C, 200984C, 202056, 203214, 203216, 203473, 203474, 203520 and 203648
213118	—	Face Plate with 200366H, 200685E, 202087, 204185, two each 200368H, 202090, 204281 and three 200397H
200065C	12338	Face Plate Screw (2)
204185	13099	“ “ Thread Guide
200397H	12309	“ “ “ “ Set Screw

No.	Plate	Name
213676	13100	Face Plate complete, Nos. 200309E, 200577H, 202088, 204280, 213118, 223311, two each 204059 and 204272
203303	12334	Feed Bar with 204189
203309	—	" " 203303 with 200214E, 201525E and 204200
200214E	12386	Feed Bar Hinge Screw
201525E	12386	" " " " Nut
214424	12386	" " Spring
204189	12306	" " " Hook
211552	12072	Feed Dog, 50 needle hole, for needle sizes 14 and 15, in gauges from $\frac{3}{32}$ to $\frac{1}{4}$ in., in steps of $\frac{1}{32}$ in., for 211551
211561	12073	Feed Dog, 50 needle hole, for needle sizes 14 and 15, in gauges $\frac{9}{32}$, $\frac{5}{16}$, $\frac{11}{32}$, $\frac{3}{8}$ and $\frac{13}{32}$ in., for 211560..
211606	11828	Feed Dog, 50 needle hole, for needle sizes 14 and 15, in gauges from $\frac{7}{16}$ to $\frac{3}{4}$ in., in steps of $\frac{1}{32}$ in., for 211609
200106E	12311	Feed Dog Screw (2)
200075C	13099	" " Support Screw
201535E	13099	" " " " Nut
203233	12305	" Driving Cam with 200382c and 200437C
204192	—	Feed Driving Cam Fork Lever with 204195 and 204293
204193	12334	Feed Driving Cam Fork Lever Con- nection with 200668c and 201525E
204194	12306	Feed Driving Cam Fork Lever Con- nection Clamp with 200031F
200031F	12311	Feed Driving Cam Fork Lever Con- nection Clamp Pinch Screw
200668C	10438	Feed Driving Cam Fork Lever Con- nection Clamp Screw Stud
201525E	12386	Feed Driving Cam Fork Lever Con- nection Clamp Screw Stud Nut ..
200002E	12338	Feed Driving Cam Fork Lever Con- nection Hinge Screw
201522E	12338	Feed Driving Cam Fork Lever Con- nection Hinge Screw Nut
*204195	—	Feed Driving Cam Fork Lever Shaft
204197	12306	" " " " " "
		Collar with 200113F
200113F	12308	Feed Driving Cam Fork Lever Shaft Collar Set Screw
204293	12308	Feed Driving Cam Fork Lever Shaft Position Pin

No.	Plate	Name
204196	13099	Feed Driving Cam Fork Lever Shaft Sleeve (split)
200043C	12311	Feed Driving Cam Fork Lever Shaft Sleeve Set Screw
201524E	12338	Feed Driving Cam Fork Lever Shaft Sleeve Set Screw Nut
204198	12334	Feed Driving Cam Fork Lever complete, Nos. 204192 and 204194 ..
200437C	12311	Feed Driving Cam Position Screw
200382C	11137	" " " Set Screw
204821	13100	" " Rock Shaft
213931	—	" " " " 204821 with 200002E, 201522E and 204193
202305	13099	Feed Driving Rock Shaft Center (2)
200043C	12311	" " " " " Set Screw (2)
204200	12305	Feed Driving Rock Shaft Crank with 204189 (on left side) and two 200383C
200383C	12311	Feed Driving Rock Shaft Crank Set Screw
213007	13099	Feed Lifting Cam with 202126
204202	12308	" " " Fork with 200027E
200027E	12338	" " " " Pinch Screw
202126	12308	" " " Position Pin ..
200045E	12338	" " " Screw
203305	12334	" " Rock Shaft
203315	12334	" " " " 203305 with 203238
202305	13099	Feed Lifting Rock Shaft Center (2)
200043C	12311	" " " " " Set Screw (2)
202276	12308	Feed Lifting Rock Shaft Slide Block
203238	12308	" " " " " "
		202276 with 200243E and 201531E
200243E	12338	Feed Lifting Rock Shaft Slide Block Hinge Screw
201531E	12308	Feed Lifting Rock Shaft Slide Block Hinge Screw Nut
204206	12306	Feed Regulating Handle
204288	13101	" " " 204206 with 200098F, 202622, 204208, 204209, 204213, 204289 and 204925
204208	10438	Feed Regulating Handle Adjustable Stop
200098F	10438	Feed Regulating Handle Adjustable Stop Screw
204925	12306	Feed Regulating Handle Adjustable Stop Screw Washer

No.	Plate	Name
204209	10438	Feed Regulating Handle Position Pin
204289	11806	Feed Regulating Handle Shaft
204211	12306	" " " "
		Crank with 200098F
204212	10438	Feed Regulating Handle Shaft Crank Link
200271E	12311	Feed Regulating Handle Shaft Crank Link Hinge Screw (lower)
200291E	10438	Feed Regulating Handle Shaft Crank Link Hinge Screw (upper)
200098F	10438	Feed Regulating Handle Shaft Crank Set Screw
204213	10438	Feed Regulating Handle Shaft Sleeve (split)
200362c	12311	Feed Regulating Handle Shaft Sleeve Set Screw
202622	12306	Feed Regulating Handle Shaft Sleeve Washer
202036	12338	Feed Regulating Handle Stop Pin
204298	—	Feed Regulating Handle complete, Nos. 200291E, 204211, 204212 and 204288
*203522	—	Hook (sewing)
203523	11238	" 203522 with 203525 and two 201253F
203524	11238	Hook and Bobbin Case complete, Nos. 203521 and 203523
213810	13099	Hook Bevel Gear Socket, 24 teeth
200555H	11007	" " " " Screw ..
203242	11007	" " Pinion, 24 teeth, with two 200383c (2)
200383c	12311	Hook Bevel Pinion Set Screw
203306	13101	" Counter Shaft
203244	11007	" " " Collar with two 200393c
200393c	11007	Hook Counter Shaft Collar Set Screw
203245	11007	Hook Counter Shaft Driving Gear, 44 teeth, with 200362c and 200439c
213157	13101	Hook Counter Shaft Driving Gear 203245 with 200045E and 213007
200439c	12311	Hook Counter Shaft Driving Gear Position Screw
200362c	12311	Hook Counter Shaft Driving Gear Set Screw
203246	11007	Hook Counter Shaft Gear, 22 teeth, with two 200383c

No.	Plate	Name
200383C	12311	Hook Counter Shaft Gear Set Screw
202299	—	" " " Oil Packing (wick)
200840E	11007	Hook Counter Shaft Oil Packing (wick) Stop Screw
213116	13100	Hook Driving Shaft
203248	12334	" " " Bearing with 202299
202299	—	Hook Driving Shaft Bearing Oil Packing (wick)
202126	12308	Hook Driving Shaft Bearing Posi- tion Pin
200516E	12311	Hook Driving Shaft Bearing Screw
203249	11007	" " " Bushing (eccen- tric)
202299	—	Hook Driving Shaft Bushing Oil Packing (wick)
200362C	12311	Hook Driving Shaft Bushing Set Screw
213141	13099	Hook Driving Shaft Collar with two 200393C
200393C	11007	Hook Driving Shaft Collar Set Screw
203525	11238	Hook Gib
201253F	13099	" " Screw
203508	11239	" Saddle (left or right) with 200056D
200006E	11007	Hook Saddle Screw (4)
202622	12306	" " " Washer (4) ..
213037	—	" Washer
203527	11238	" " 213037 with 203476 and two 204243
203528	11239	Hook Saddle (left or right) com- plete, Nos. 200555H, 203478, 203499, 203506, 203508, 203524, 203527 and 213810
203529	—	Hook Saddle Combination (left and right) complete, Nos. two 203528
202445	13100	Knee Lifter Connection Lever with 202446
227313	—	Knee Lifter Connection Lever 202445 with 200224H, 200262H, 227303 and 227309
200224H	12306	Knee Lifter Connection Lever Hinge Screw
227309	13100	Knee Lifter Connection Lever Lift- ing Rod with 202302
202302	12306	Knee Lifter Connection Lever Lift- ing Rod Cotter Pin

No.	Plate	Name
202446	12306	Knee Lifter Connection Lever Pin
227303	13100	" " Lifting Lever
200262H	12306	" " " " Hinge Screw
231399	11807	Needle Bar (hollow)
213283	11137	" " Connecting Link
200237C	11137	" " " " Hinge Screw Stud
200380C	12319	Needle Bar Connecting Link Hinge Screw Stud Set Screw
204249	12308	Needle Bar Connecting Stud with 200072C and 202277
202277	—	Needle Bar Connecting Stud Oil Packing (wick)
200072C	12308	Needle Bar Connecting Stud Pinch Screw
204829	11807	Needle Bar Frame
204830	13102	" " " Driving Crank with two 200382C
203154	—	Needle Bar Frame Driving Crank 204830 with 200932C, 201525E and 203155
204832	13101	Needle Bar Frame Driving Crank Connection (9½ in. long)
215652	—	Needle Bar Frame Driving Crank Connection 204832 with two 201528C
203155	11806	Needle Bar Frame Driving Crank Connection Bearing (lower)
200932C	11806	Needle Bar Frame Driving Crank Connection Bearing (lower) Hinge Screw
201525E	12386	Needle Bar Frame Driving Crank Connection Bearing (lower) Hinge Screw Nut
203155	11806	Needle Bar Frame Driving Crank Connection Bearing (upper)
200932C	11806	Needle Bar Frame Driving Crank Connection Bearing (upper) Hinge Screw
201525E	12386	Needle Bar Frame Driving Crank Connection Bearing (upper) Hinge Screw Nut
201528C	13102	Needle Bar Frame Driving Crank Connection Bearing Check Nut ..
203114	11806	Needle Bar Frame Driving Crank Connection Bell Crank with 200387C and 200447C

No.	Plate	Name
203156	11137	Needle Bar Frame Driving Crank Connection Bell Crank 203114 with two each 200932c, 201525E and 203155
200447c	11806	Needle Bar Frame Driving Crank Connection Bell Crank Position Screw
200387c	13102	Needle Bar Frame Driving Crank Connection Bell Crank Set Screw
202899	11137	Needle Bar Frame Driving Crank Connection Bell Crank Stud
200382c	11137	Needle Bar Frame Driving Crank Set Screw
204838	13101	Needle Bar Frame Pitman (7½ in. long)
204642	—	Needle Bar Frame Pitman 204838 with two 201528c
*204839	—	Needle Bar Frame Pitman Ball Bearing with 204840 and two 200086c
204641	11137	Needle Bar Frame Pitman Ball Bearing 204839 with 200878
*204840	—	Needle Bar Frame Pitman Ball Bearing Cap
200086c	12308	Needle Bar Frame Pitman Ball Bearing Cap Screw
200737c	11806	Needle Bar Frame Pitman Ball Screw
200878	—	Needle Bar Frame Pitman Ball Screw 200737c with 201524E
201524E	12338	Needle Bar Frame Pitman Ball Screw Nut
203155	11806	Needle Bar Frame Pitman Bearing (right hand)
201528c	13102	Needle Bar Frame Pitman Bearing Check Nut (left or right)
200932c	11806	Needle Bar Frame Pitman Bearing Hinge Screw
201525E	12386	Needle Bar Frame Pitman Bearing Hinge Screw Nut
204843	11137	Needle Bar Frame Position Stud
200383c	12311	Needle Bar Frame Position Stud (lower)
		(lower) Set Screw
204844	11806	Needle Bar Frame Position Stud (upper)
200383c	12311	Needle Bar Frame Position Stud (upper) Set Screw

No.	Plate	Name
231383	13102	Needle Holder, in gauges from $\frac{3}{32}$ to $\frac{1}{2}$ in., in steps of $\frac{1}{32}$ in., with 201030F and two 200141F
231385	13102	Needle Holder, in gauges from $\frac{1}{16}$ to $\frac{3}{4}$ in., in steps of $\frac{1}{32}$ in., with 201030F and two 200141F
201030F	13102	Needle Holder Screw
200141F	13102	" Set Screw
204251	12334	Presser Bar (hollow) with 200074F
203779	13102	" " Bushing
200399C	11806	" " " Set Screw
204252	12308	" " Lifter
200550C	12311	" " " Hinge Screw ...
208609	—	" " Lifting Bracket
204846	13102	" " " " 2 0 8 6 0 9 with 200387C
204254	13102	Presser Bar Lifting Bracket Position Guide
200362C	12311	Presser Bar Lifting Bracket Position Guide Set Screw
200387C	13102	Presser Bar Lifting Bracket Set Screw
204255	—	Presser Bar Spring
200494B	13102	" " Thumb Screw (pressure regulating)
230795	13102	Presser Foot Hinge Pin
229237	—	" " Plate, for 229238
229259	—	" " " " 229260
229395	—	" " " " 229396
231455	—	" " " " 231456
231457	—	" " " " 231458
200074F	12308	" " Screw
223309	—	" " Shank
229238	11840	Presser Foot (hinged) complete, 50 needle hole, in gauges $\frac{3}{32}$, $\frac{1}{8}$, $\frac{5}{32}$ and $\frac{7}{16}$ in., Nos. 223309, 229237 and 230795
229260	11840	Presser Foot (hinged) complete, 50 needle hole, in gauges $\frac{7}{32}$, $\frac{1}{4}$, $\frac{9}{32}$ and $\frac{5}{16}$ in., Nos. 223309, 229259 and 230795
229396	11840	Presser Foot (hinged) complete, 50 needle hole, in gauges $\frac{11}{32}$, $\frac{3}{8}$, $\frac{13}{32}$ and $\frac{7}{16}$ in., Nos. 223309, 229395 and 230795
231456	13103	Presser Foot (hinged) complete, 50 needle hole, in gauges from $\frac{1}{16}$ to $\frac{5}{8}$ in., in steps of $\frac{1}{32}$ in., Nos. 223309, 230795 and 231455

No.	Plate	Name
231458	11840	Presser Foot (hinged) complete, 50 needle hole, in gauges $\frac{31}{32}$, $\frac{16}{16}$, $\frac{33}{32}$ and $\frac{1}{4}$ in., Nos. 223309, 230795 and 231457
213115	13101	Take-up Cam with 200335c, 200383c and 200430c
203172	13102	Take-up Cam Friction Washer
200430c	12311	" " Position Screw
200383c	12311	" " " " Check Screw
200335c	12311	Take-up Cam Set Screw
213675	11144	Take-up Cam complete, Nos. 200237c, 200380c, 213115 and 213283
203311	13102	Take-up Lever
221454	—	" " 203311 with 204263
204263	12386	" " Bearing with 204264
204264	12306	" " " Position Pin
200042F	12311	" " " Screw
201816	13102	" " Roller
203312	—	Take-up Lever complete, Nos. 200042F, 201816 and 221454
202402	12309	Tension Disc
202090	12309	" " Position Pin
223311	12338	" Release Lever
200685E	12338	" " " Position Screw
200309E	12309	" " " Screw
202075	12309	" " Plunger
204848	11806	" " Slide with 203695 ..
203695	11806	" " " Spring
202407	10881	" Spring
200632B	12309	" Stud
200397H	12309	" " Set Screw
201572B	10881	" Thumb Nut
204271	12309	" Washer
204272	12309	Tension complete, Nos. 200632B, 201572B, 202075, 202407, 204271 and two 202402
204274	12309	Thread Controller Plate
200577H	12311	" " " Screw
202098	12309	" " Roller
204275	12309	" " " Guard
202084	12309	" " " " Washer
200300c	12309	" " " Screw
204276	12309	" " Spring
204333	12309	" " " Guard
200581H	12309	" " " " Screw
202087	13102	" " " Stop
202088	13102	" " " Stud with 204925

No.	Plate	Name
200366H	12309	Thread Controller Spring Stud Set Screw
204925	12306	Thread Controller Spring Stud Washer
205987	12309	Thread Controller complete, Nos. 200300C, 200581H, 202084, 202098, 204274, 204275 and 204333
204280	12309	Thread Controller and Spring com- plete, Nos. 204276 and 205987
204556	12386	Thread Guide
203313	12386	" "
204281	12309	" Retainer Guide Wire
202091	12309	" " Sleeve
202092	12309	" " Spring
204058	12309	" " Stud
200368H	12309	" " " Set Screw
204059	12309	Thread Retainer complete, Nos. 202091, 202092 and 204058
211551	12072	Throat Plate, for 211552, in gauges from $\frac{3}{32}$ to $\frac{1}{4}$ in., in steps of $\frac{1}{32}$ inch
211560	12073	Throat Plate, for 211561, in gauges $\frac{9}{32}$, $\frac{5}{16}$, $\frac{11}{32}$, $\frac{3}{8}$ and $\frac{13}{32}$ inch
211609	11828	Throat Plate, for 211606, in gauges from $\frac{7}{16}$ to $\frac{3}{4}$ in., in steps of $\frac{1}{32}$ inch
200161D	12319	Throat Plate Clamp Screw
202062	12308	" " Position Pin
200577H	12311	" " Screw

MACHINE No. 22w166

COMPOUND FEED

For Overalls, Tailoring, Duck Coats, Etc.

In gauges from $\frac{1}{8}$ to $\frac{3}{4}$ inch

The same as Machine No. 22w165 with the following exceptions:

No.	Plate	Name
211553	12072	Feed Dog, 46 needle hole, for needle sizes 16 and 18, in gauges $\frac{1}{8}$, $\frac{3}{32}$, $\frac{3}{16}$, $\frac{7}{32}$ and $\frac{1}{4}$ in., for 211551
211562	12073	Feed Dog, 46 needle hole, for needle sizes 16 and 18, in gauges $\frac{3}{32}$, $\frac{5}{16}$, $\frac{11}{32}$, $\frac{3}{8}$ and $\frac{13}{32}$ in., for 211560
211607	11828	Feed Dog, 46 needle hole, for needle sizes 16 and 18, in gauges from $\frac{7}{16}$ to $\frac{3}{4}$ in., in steps of $\frac{1}{32}$ in., for 211609
204258	12386	Presser Bar Spring (heavy), in place of 204255
230795	13102	Presser Foot Hinge Pin
229235	—	" " Plate, for 229236
229257	—	" " " " 229258
229267	—	" " " " 229268
229899	—	" " " " 229900
229269	—	" " " " 229270
229236	11840	Presser Foot (hinged) complete, 46 needle hole, in gauges $\frac{1}{8}$, $\frac{3}{32}$ and $\frac{3}{16}$ in., Nos. 223309, 229235 and 230795
229258	11840	Presser Foot (hinged) complete, 46 needle hole, in gauges $\frac{7}{32}$, $\frac{1}{4}$, $\frac{9}{32}$ and $\frac{5}{16}$ in., Nos. 223309, 229257 and 230795
229268	11840	Presser Foot (hinged) complete, 46 needle hole, in gauges $\frac{11}{32}$, $\frac{3}{8}$, $\frac{13}{32}$ and $\frac{7}{16}$ in., Nos. 223309, 229267 and 230795
229900	11842	Presser Foot (hinged) complete, 40 needle hole, in gauges from $\frac{1}{32}$ to $\frac{5}{8}$ in., in steps of $\frac{1}{32}$ in., Nos. 223309, 229899 and 230795

No.	Plate	Name
229270	11840	Presser Foot (hinged) complete, 46 needle hole, in gauges $\frac{31}{32}$, $\frac{11}{16}$, $\frac{33}{32}$ and $\frac{3}{4}$ in., Nos. 223309, 229269 and 230795
204553	12386	Take-up Lever, in place of 203311
206601	—	“ “ 204553 with 204263, in place of 221454
204554	12386	Take-up Lever complete, Nos. 200042F, 201816 and 206601, in place of 203312
211551	12072	Throat Plate, for 211553, in gauges from $\frac{3}{32}$ to $\frac{1}{4}$ in., in steps of $\frac{1}{32}$ inch
211560	12073	Throat Plate, for 211562, in gauges $\frac{9}{32}$, $\frac{5}{16}$, $\frac{11}{32}$, $\frac{3}{8}$ and $\frac{13}{32}$ inch
211609	11828	Throat Plate, for 211607, in gauges from $\frac{7}{16}$ to $\frac{3}{4}$ in., in steps of $\frac{1}{32}$ inch

MACHINE No. 22w167

COMPOUND FEED

For Felling Corsets, Shirts, Etc.

In gauges from $\frac{3}{32}$ to $\frac{3}{4}$ inch

The same as Machine No. 22w165 with the following exceptions:

No.	Plate	Name
*213098	—	Bed with 202062, 203248, 203249, two each 200362C, 200516E, 200840E and 202299, in place of 213119 ..
211573	12075	Feed Dog, 50 needle hole, for needle sizes 14 and 15, in gauges $\frac{3}{32}$, $\frac{1}{8}$, $\frac{5}{32}$, $\frac{3}{16}$ and $\frac{7}{16}$ in., for 211575
211555	12072	Feed Dog, 50 needle hole, for needle sizes 14 and 15, in gauges from $\frac{1}{4}$ to $\frac{11}{16}$ in., in steps of $\frac{1}{32}$ in., for 211576
211606	11828	Feed Dog, 50 needle hole, for needle sizes 14 and 15, in gauges from $\frac{7}{16}$ to $\frac{3}{4}$ in., in steps of $\frac{1}{32}$ in., for 211610
230795	13102	Presser Foot Hinge Pin
229420	—	" " Plate, for 229585
229422	—	" " " " 229315
229424	—	" " " " 229316
229233	—	" " " " 211547
229436	—	" " " " 229437
224065	—	" " " " 224066
229585	11842	Presser Foot (hinged) complete, 53 needle hole, in gauges $\frac{1}{8}$, $\frac{5}{32}$ and $\frac{3}{16}$ in., Nos. 223309, 229420 and 230795
229315	11841	Presser Foot (hinged) complete, 53 needle hole, in gauges $\frac{7}{32}$, $\frac{1}{4}$, $\frac{9}{32}$ and $\frac{5}{16}$ in., Nos. 223309, 229422 and 230795
229316	11841	Presser Foot (hinged) complete, 53 needle hole, in gauges $\frac{11}{16}$, $\frac{3}{8}$, $\frac{13}{16}$ and $\frac{7}{8}$ in., Nos. 223309, 229424 and 230795
211547	11842	Presser Foot (hinged) complete, 53 needle hole, in gauges from $\frac{1}{16}$ to $\frac{1}{2}$ in., in steps of $\frac{1}{32}$ in., Nos. 223309, 229233 and 230795

No.	Plate	Name
229437	11841	Presser Foot (hinged) complete, 53 needle hole, in gauges $\frac{31}{32}$, $\frac{11}{16}$, $\frac{33}{32}$ and $\frac{3}{4}$ in., Nos. 223309, 229436 and 230795
224066	13103	Presser Foot (hinged) complete, 53 needle hole, in $\frac{3}{32}$ in. gauge, Nos. 223309, 224065 and 230795
211575	12075	Throat Plate, for 211573, in gauges $\frac{3}{32}$, $\frac{1}{8}$, $\frac{5}{32}$, $\frac{3}{16}$ and $\frac{7}{32}$ inch
211576	12075	Throat Plate, for 211555, in gauges from $\frac{1}{4}$ to $\frac{13}{32}$ in., in steps of $\frac{1}{32}$ inch
211610	11827	Throat Plate, for 211606, in gauges from $\frac{7}{16}$ to $\frac{3}{4}$ in., in steps of $\frac{1}{32}$ inch

MACHINE No. 22w168

COMPOUND FEED

For Felling Overalls, Horse Blankets, Canvas, Etc.

In gauges from $\frac{1}{8}$ to $\frac{3}{4}$ inch

The same as Machine No. 22w165 with the following exceptions:

No.	Plate	Name
*213098	—	Bed with 202062, 203248, 203249, two each 200362c, 200516E, 200840E and 202299, in place of 213119 ..
211574	12075	Feed Dog, 46 needle hole, for needle sizes 16 and 18, in gauges $\frac{1}{8}$, $\frac{5}{32}$, $\frac{3}{16}$ and $\frac{7}{32}$ in., for 211575
211556	12072	Feed Dog, 46 needle hole, for needle sizes 16 and 18, in gauges from $\frac{1}{4}$ to $\frac{11}{32}$ in., in steps of $\frac{1}{32}$ in., for 211576
211607	11828	Feed Dog, 46 needle hole, for needle sizes 16 and 18, in gauges from $\frac{7}{16}$ to $\frac{3}{4}$ in., in steps of $\frac{1}{32}$ in., for 211610
204258	12386	Presser Bar Spring (heavy), in place of 204255
230795	13102	Presser Foot Hinge Pin
229426	—	" " Plate, for 229432
229605	—	" " " " 229428
229606	—	" " " " 229429
229914	—	" " " " 229915
229607	—	" " " " 229430
229432	11844	Presser Foot (hinged) complete, 40 needle hole, in gauges from $\frac{5}{32}$ to $\frac{5}{16}$ in., in steps of $\frac{1}{32}$ in., Nos. 223309, 229426 and 230795
229428	11842	Presser Foot (hinged) complete, 40 needle hole, in gauges $\frac{11}{32}$, $\frac{3}{8}$, $\frac{13}{32}$ and $\frac{7}{16}$ in., Nos. 223309, 229605 and 230795
229429	14030	Presser Foot (hinged) complete, 40 needle hole, in gauges $\frac{11}{32}$, $\frac{1}{2}$, $\frac{17}{32}$ and $\frac{9}{16}$ in., Nos. 223309, 229606 and 230795
229915	14030	Presser Foot (hinged) complete, 40 needle hole, in gauges $\frac{11}{32}$ and $\frac{5}{8}$ in., Nos. 223309, 229914 and 230795

No.	Plate	Name
229430	14030	Presser Foot (hinged) complete, 40 needle hole, in gauges $\frac{31}{32}$, $\frac{11}{16}$, $\frac{33}{32}$ and $\frac{3}{4}$ in., Nos. 223309, 229607 and 230795
204553	12386	Take-up Lever, in place of 203311
206601	—	" " 204553 with 204263, in place of 221454
204554	12386	Take-up Lever complete, Nos. 200042F, 201816 and 206601, in place of 203312
211575	12075	Throat Plate, for 211574, in gauges $\frac{3}{32}$, $\frac{1}{8}$, $\frac{5}{32}$, $\frac{3}{16}$ and $\frac{7}{32}$ inch
211576	12075	Throat Plate, for 211556, in gauges from $\frac{1}{4}$ to $\frac{13}{32}$ in., in steps of $\frac{1}{32}$ inch
211610	11827	Throat Plate, for 211607, in gauges from $\frac{7}{16}$ to $\frac{3}{4}$ in., in steps of $\frac{1}{32}$ inch

LIST OF PARTS COMPLETE FOR MACHINE No. 22w169

COMPOUND FEED

For Felling Overalls, Horse Blankets, Duck Coats, Etc.

In gauges from $\frac{25}{32}$ to 2 inches

No.	Plate	Name
*204800	—	Arm with 202036
204163	12305	" Cap
200278H	12311	" " Screw
202248	13103	" " " Washer
204235	11806	" Position Pin (2)
200963E	12311	" Screw (3)
202005	—	" " Washer (3)
213113	—	" Shaft
204801	11144	" " Bushing (back) with 202260
202260	—	Arm Shaft Bushing (back) Oil Packing (wick)
200341c	—	Arm Shaft Bushing (back) Set Screw
204802	11144	Arm Shaft Bushing (front) with 202036 and 202260
202260	—	Arm Shaft Bushing (front) Oil Packing (wick)
200502B	11806	Arm Shaft Bushing (front) Oil Packing Thumb Screw
202036	12338	Arm Shaft Bushing (front) Posi- tion Pin
200352c	—	Arm Shaft Bushing (front) Set Screw
204804	—	Arm Shaft Connection with four 200054E (2)
200054E	13099	Arm Shaft Connection Screw
204805	13100	Balance Wheel, $5\frac{1}{4}$ in. diam. (belt groove $2\frac{3}{4}$ in. diam.), with 200328c and 200335c
200062H	12311	Balance Wheel Adjusting Screw ..
200328c	12311	" " Position Screw
200335c	12311	" " Set Screw
*213680	—	Bed with 200840E, 202062, 202299, 203248, 213124, two each 200362c and 200516E

No.	Plate	Name
202258	12345	Bed Hinge Connection (2)
200570 _E	12311	" " " Screw (4)
203329	13101	" Slide (back)
213750	11807	" " (front)
203470	13099	Bobbin (2)
*203520	—	" Case
203648	13099	" " Latch
*202056	—	" " " Pin
203473	13099	" " " Plunger
203474	13099	" " " Spring
203499	13099	" " Lever
203476	—	" " " Eccentric
204243	13099	" " " " Position Pin
223371	13103	" " " Fulcrum
200056 _D	10882	" " " " Screw
203478	13099	" " " Slide Stud
203214	13099	" " Tension Spring
200984 _C	13099	" " " " Regulat- ing Screw
200594 _C	13099	Bobbin Case Tension Spring Screw
203216	—	" " Washer (cloth)
203521	11238	Bobbin Case complete, Nos. 200594 _C , 200984 _C , 202056, 203214, 203216, 203473, 203474, 203520 and 203648
213118	—	Face Plate with 200366 _H , 200685 _E , 202087, 204185, two each 200368 _H , 202090, 204281 and three 200397 _H
200065 _C	12338	Face Plate Screw (2)
204185	13099	" " Thread Guide
200397 _H	12309	" " " " Set Screw
213676	13100	Face Plate complete, Nos. 200309 _E , 200577 _H , 202088, 204280, 213118, 223311, two each 204059 and 204272
203303	12334	Feed Bar with 204189
203309	—	" " 203303 with 200214 _E , 201525 _E and 204200
200214 _E	12386	Feed Bar Hinge Screw
201525 _E	12386	" " " " Nut
214424	12386	" " Spring
204189	12306	" " " Hook
211607	11828	" Dog, 46 needle hole, for needle sizes 16 and 18, in gauges from $\frac{3}{32}$ to $\frac{1}{2}$ in., in steps of $\frac{1}{32}$ in., for 211609
211570	12074	Feed Dog, 46 needle hole, for needle sizes 16 and 18, in gauges from 1 to 2 in., in steps of $\frac{1}{32}$ in., for 211569

No.	Plate	Name
200106E	12311	Feed Dog Screw (2)
200075E	13099	" " Support Screw
201535E	13099	" " " " Nut
203233	12305	" Driving Cam with 200382c and 200437c
204192	—	Feed Driving Cam Fork Lever with 204195 and 204293
204193	12334	Feed Driving Cam Fork Lever Con- nection with 200668c and 201525E
204194	12306	Feed Driving Cam Fork Lever Con- nection Clamp with 200031F
200031F	12311	Feed Driving Cam Fork Lever Con- nection Clamp Pinch Screw
200668c	10438	Feed Driving Cam Fork Lever Con- nection Clamp Screw Stud
201525E	12386	Feed Driving Cam Fork Lever Con- nection Clamp Screw Stud Nut ..
200002E	12338	Feed Driving Cam Fork Lever Con- nection Hinge Screw
201522E	12338	Feed Driving Cam Fork Lever Con- nection Hinge Screw Nut
*204195	—	Feed Driving Cam Fork Lever Shaft
204197	12306	" " " " " "
		Collar with 200113F
200113F	12308	Feed Driving Cam Fork Lever Shaft Collar Set Screw
204293	12308	Feed Driving Cam Fork Lever Shaft Position Pin
204196	13099	Feed Driving Cam Fork Lever Shaft Sleeve (split)
200043c	12311	Feed Driving Cam Fork Lever Shaft Sleeve Set Screw
201524E	12338	Feed Driving Cam Fork Lever Shaft Sleeve Set Screw Nut
204198	12334	Feed Driving Cam Fork Lever com- plete, Nos. 204192 and 204194 ..
200437c	12311	Feed Driving Cam Position Screw
200382c	11137	" " " Set Screw
204821	13100	" " Rock Shaft
213931	—	" " " " 204821 with 200002E, 201522F and 204193
202305	13099	Feed Driving Rock Shaft Center (2)
200043c	12311	" " " " " Set Screw (2)
204200	12305	Feed Driving Rock Shaft Crank with 204189 (on left side) and two 200383c
200383c	12311	Feed Driving Rock Shaft Crank Set Screw

No.	Plate	Name
213007	13099	Feed Lifting Cam with 202126
204202	12308	" " " Fork with 200027E
200027E	12338	" " " " Pinch Screw
202126	12308	" " " Position Pin ...
200045E	12338	" " " Screw
203305	12334	" " Rock Shaft
203315	12334	" " " 203305 with 203238
202305	13099	Feed Lifting Rock Shaft Center (2)
200043C	12311	" " " " " Set Screw (2)
202276	12308	Feed Lifting Rock Shaft Slide Block
203238	12308	" " " " " " 202276 with 200243E and 201531E
200243E	12338	Feed Lifting Rock Shaft Slide Block Hinge Screw
201531E	12308	Feed Lifting Rock Shaft Slide Block Hinge Screw Nut
204206	12306	Feed Regulating Handle
204288	13101	" " " 204206 with 200098F, 202622, 204208, 204209, 204213, 204289 and 204925
204208	10438	Feed Regulating Handle Adjustable Stop
200098F	10438	Feed Regulating Handle Adjustable Stop Screw
204925	12306	Feed Regulating Handle Adjustable Stop Screw Washer
204209	10438	Feed Regulating Handle Position Pin
204289	11806	Feed Regulating Handle Shaft
204211	12306	" " " " Crank with 200098F
204212	10438	Feed Regulating Handle Shaft Crank Link
200271E	12311	Feed Regulating Handle Shaft Crank Link Hinge Screw (lower)
200291E	10438	Feed Regulating Handle Shaft Crank Link Hinge Screw (upper)
200098F	10438	Feed Regulating Handle Shaft Crank Set Screw
204213	10438	Feed Regulating Handle Shaft Sleeve (split)
200362C	12311	Feed Regulating Handle Shaft Sleeve Set Screw
202622	12306	Feed Regulating Handle Shaft Sleeve Washer
202036	12338	Feed Regulating Handle Stop Pin

No.	Plate	Name
204298	—	Feed Regulating Handle complete, Nos. 200291E, 204211, 204212 and 204288
*203522	—	Hook (sewing)
203523	11238	" 203522 with 203525 and two 201253F
203524	11238	Hook and Bobbin Case complete, Nos. 203521 and 203523
213810	13099	Hook Bevel Gear Socket, 24 teeth
200555H	11007	" " " " Screw ..
203242	11007	" " Pinion, 24 teeth, with two 200383c (2)
200383c	12311	Hook Bevel Pinion Set Screw
213136	11807	" Counter Shaft
203244	11007	" " " Collar with two 200393c
200393c	11007	Hook Counter Shaft Collar Set Screw
203245	11007	Hook Counter Shaft Driving Gear, 44 teeth, with 200362c and 200439c
213157	13101	Hook Counter Shaft Driving Gear 203245 with 200045E and 213007
200439c	12311	Hook Counter Shaft Driving Gear Position Screw
200362c	12311	Hook Counter Shaft Driving Gear Set Screw
203246	11007	Hook Counter Shaft Gear, 22 teeth, with two 200383c
200383c	12311	Hook Counter Shaft Gear Set Screw
202299	—	Hook Counter Shaft Oil Packing (wick)
200840E	11007	Hook Counter Shaft Oil Packing (wick) Stop Screw
203352	13100	Hook Driving Shaft
203248	12334	" " " Bearing with 202299
202299	—	Hook Driving Shaft Bearing Oil Packing (wick)
202126	12308	Hook Driving Shaft Bearing Posi- tion Pin
200516E	12311	Hook Driving Shaft Bearing Screw
213124	13103	" " " Bushing (eccen- tric)
202299	—	Hook Driving Shaft Bushing Oil Packing (wick)
200362c	12311	Hook Driving Shaft Bushing Set Screw
213141	13099	Hook Driving Shaft Collar with two 200393c

No.	Plate	Name
200393C	11007	Hook Driving Shaft Collar Set Screw
203525	11238	Hook Gib
201253F	13099	" " Screw
213682	11807	" Saddle (left) with 200056D, 200840E and 202299
213681	11807	Hook Saddle (right) with 200056D
200006E	11007	" " Screw (4)
202622	12306	" " " Washer (4) ...
213037	—	" Washer
203527	11238	" " 213037 with 203476 and two 204243
213798	11273	Hook Saddle (left) complete, Nos. 200555H, 203478, 203499, 203524, 203527, 213682, 213810 and 223371
213797	11273	Hook Saddle (right) complete, Nos. 200555H, 203478, 203499, 203524, 203527, 213681, 213810 and 223371
213799	—	Hook Saddle Combination (left and right) complete, Nos. 213797 and 213798
202445	13100	Knee Lifter Connection Lever with 202446
227313	—	Knee Lifter Connection Lever 202445 with 200224H, 200262H, 227303 and 227309
200224H	12306	Knee Lifter Connection Lever Hinge Screw
227309	13100	Knee Lifter Connection Lever Lift- ing Rod with 202302
202302	12306	Knee Lifter Connection Lever Lift- ing Rod Cotter Pin
202446	12306	Knee Lifter Connection Lever Pin
227303	13100	" " Lifting Lever
200262H	12306	" " " " Hinge Screw
231399	11807	Needle Bar (hollow)
213283	11137	" " Connecting Link
200237C	11137	" " " " Hinge Screw Stud
200380C	12319	Needle Bar Connecting Link Hinge Screw Stud Set Screw
204249	12308	Needle Bar Connecting Stud with 200072C and 202277
202277	—	Needle Bar Connecting Stud Oil Packing (wick)
200072C	12308	Needle Bar Connecting Stud Pinch Screw

No.	Plate	Name
204829	11807	Needle Bar Frame
204830	13102	" " " Driving Crank with two 200382c
203154	—	Needle Bar Frame Driving Crank 204830 with 200932c, 201525E and 203155
204832	13101	Needle Bar Frame Driving Crank Connection (9½ in. long)
215652	—	Needle Bar Frame Driving Crank 204832 with two 201528c
203155	11806	Needle Bar Frame Driving Crank Connection Bearing (lower)
200932c	11806	Needle Bar Frame Driving Crank Connection Bearing (lower) Hinge Screw
201525E	12386	Needle Bar Frame Driving Crank Connection Bearing (lower) Hinge Screw Nut
203155	11806	Needle Bar Frame Driving Crank Connection Bearing(upper)
200932c	11806	Needle Bar Frame Driving Crank Connection Bearing (upper) Hinge Screw
201525E	12386	Needle Bar Frame Driving Crank Connection Bearing (upper) Hinge Screw Nut
201528c	13102	Needle Bar Frame Driving Crank Connection Bearing Check Nut
203114	11806	Needle Bar Frame Driving Crank Connection Bell Crank with 200387c and 200447c
203156	11137	Needle Bar Frame Driving Crank Connection Bell Crank 203114 with two each 200932c, 201525E and 203155
200447c	11806	Needle Bar Frame Driving Crank Connection Bell Crank Position Screw
200387c	13102	Needle Bar Frame Driving Crank Connection Bell Crank Set Screw
202899	11137	Needle Bar Frame Driving Crank Connection Bell Crank Stud
200382c	11137	Needle Bar Frame Driving Crank Set Screw
204838	13101	Needle Bar Frame Pitman (7½ in. long)
204642	—	Needle Bar Frame Pitman 204838 with two 201528c

No.	Plate	Name
*204839	—	Needle Bar Frame Pitman Ball Bearing with 204840 and two 200086c
204641	11137	Needle Bar Frame Pitman Ball Bearing 204839 with 200878
*204840	—	Needle Bar Frame Pitman Ball Bearing Cap
200086c	12308	Needle Bar Frame Pitman Ball Bearing Cap Screw
200737c	11806	Needle Bar Frame Pitman Ball Screw
200878	—	Needle Bar Frame Pitman Ball Screw 200737c with 201524E
201524E	12338	Needle Bar Frame Pitman Ball Screw Nut
203155	11806	Needle Bar Frame Pitman Bearing (right hand)
201528c	13102	Needle Bar Frame Pitman Bearing Check Nut (left or right)
200932c	11806	Needle Bar Frame Pitman Bearing Hinge Screw
201525E	12386	Needle Bar Frame Pitman Bearing Hinge Screw Nut
204843	11137	Needle Bar Frame Position Stud (lower)
200383c	12311	Needle Bar Frame Position Stud (lower) Set Screw
204844	11137	Needle Bar Frame Position Stud (upper)
200383c	12311	Needle Bar Frame Position Stud (upper) Set Screw
231386	13103	Needle Holder, in gauges from $\frac{3}{8}$ to 2 in., in steps of $\frac{1}{8}$ in., with 201030F and two 200141F
201030F	13102	Needle Holder Screw
200141F	13102	" Set Screw
204251	12334	Presser Bar (hollow)
203779	13102	" " Bushing
200399c	11806	" " " Set Screw
204252	12308	" " Lifter
200550c	12311	" " " Hinge Screw ..
208609	—	" " Lifting Bracket
204846	13102	" " " " 208609 with 200387c
204254	13102	Presser Bar Lifting Bracket Position Guide
200362c	12311	Presser Bar Lifting Bracket Position Guide Set Screw
200387c	13102	Presser Bar Lifting Bracket Set Screw

No.	Plate	Name
204258	12386	Presser Bar Spring (heavy)
200494B	13102	" " Thumb Screw (pressure regulating)
230795	13102	Presser Foot Hinge Pin
229891	—	" " Plate, for 229892
229905	—	" " " " 229906
231465	—	" " " " 231466
231473	—	" " " " 231474
231479	—	" " " " 231480
231495	—	" " " " 231496
200074F	12308	" " Screw
223309	—	" " Shank
231466	11842	Presser Foot (hinged) complete, 46 needle hole, in gauges from $\frac{3}{16}$ to $\frac{1}{8}$ in., in steps of $\frac{1}{32}$ in., Nos. 223309, 230795 and 231465
231474	14002	Presser Foot (hinged) complete, 46 needle hole, in gauges $\frac{3}{16}$, 1, $1\frac{1}{32}$ and $1\frac{1}{16}$ in., Nos. 223309, 230795 and 231473
231480	14002	Presser Foot (hinged) complete, 46 needle hole, in gauges $1\frac{3}{32}$, $1\frac{1}{8}$, $1\frac{5}{32}$ and $1\frac{3}{16}$ in., Nos. 223309, 230795 and 231479
229892	14002	Presser Foot (hinged) complete, 46 needle hole, in gauges from $1\frac{7}{32}$ to $1\frac{7}{16}$ in., in steps of $\frac{1}{32}$ in., Nos. 223309, 229891 and 230795
229906	14002	Presser Foot (hinged) complete, 46 needle hole, in gauges from $1\frac{15}{32}$ to $1\frac{11}{16}$ in., in steps of $\frac{1}{32}$ in., Nos. 223309, 229905 and 230795
231496	14003	Presser Foot (hinged) complete, 46 needle hole, in gauges from $1\frac{3}{32}$ to 2 in., in steps of $\frac{1}{32}$ in., Nos. 223309, 230795 and 231495
213115	13101	Take-up Cam with 200335c, 200383c and 200430c
203172	13102	Take-up Cam Friction Washer
200430c	12311	" " Position Screw
200383c	12311	" " " " Check Screw
200335c	12311	Take-up Cam Set Screw
213675	11144	Take-up Cam complete, Nos. 200237c, 200380c, 213115 and 213283
204553	12386	Take-up Lever
206601	—	" " 204553 with 204263
204263	12386	" " Bearing with 204264
204264	12306	" " " Position Pin..

No.	Plate	Name
200042F	12311	Take-up Lever Bearing Screw
201816	13102	" " Roller
204554	12386	Take-up Lever complete, Nos. 200042F, 201816 and 206601
202402	12309	Tension Disc
202090	12309	" " Position Pin
223311	12338	" Release Lever
200685E	12338	" " " Position Screw
200309E	12309	Tension Release Lever Screw
202075	12309	" " Plunger
204848	11806	" " Slide with 203695 ..
203695	11806	" " " Spring
202407	10881	" Spring
200632B	12309	" Stud
200397H	12309	" " Set Screw
201572B	10881	" Thumb Nut
204271	12309	" Washer
204272	12309	Tension complete, Nos. 200632B, 201572C, 202075, 202407, 204271 and two 202402
204274	12309	Thread Controller Plate
200577H	12311	" " " Screw
202098	12309	" " Roller
204275	12309	" " " Guard
202084	12309	" " " " Washer
200300C	12309	" " " Screw
204276	12309	" " Spring
204333	12309	" " " Guard
200581H	12309	" " " " Screw
202087	13102	" " " Stop
202088	13102	" " " Stud with 204925
200366H	12309	Thread Controller Spring Stud Set Screw
204925	12306	Thread Controller Spring Stud Washer
205987	12309	Thread Controller complete, Nos. 200300C, 200581H, 202084, 202098, 204274, 204275 and 204333
204280	12309	Thread Controller and Spring com- plete, Nos. 204276 and 205987 ..
204556	12386	Thread Guide
203313	12386	" "
204281	12309	" Retainer Guide Wire
202091	12309	" " Sleeve
202092	12309	" " Spring
204058	12309	" " Stud
200368H	12309	" " " Set Screw

No.	Plate	Name
204059	12309	Thread Retainer complete, Nos. 202091, 202092 and 204058
211609	11828	Throat Plate, for 211607, in gauges from $\frac{31}{32}$ to $\frac{31}{32}$ in., in steps of $\frac{1}{32}$ inch
211569	12074	Throat Plate, for 211570, in gauges from 1 to 2 in., in steps of $\frac{1}{32}$ inch
200161D	12319	Throat Plate Clamp Screw
202062	12308	" " Position Pin
200577H	12311	" " Screw

MACHINE No. 22w170

COMPOUND FEED

For Felling Overalls, Horse Blankets, Canvas, Etc.

In gauges from $\frac{25}{32}$ to 2 inches.

The same as Machine No. 22w169 with the following exceptions:

No.	Plate	Name
*213683	—	Bed with 200840E, 202062, 202299, 203248, 213124, two each 200362C and 200516E, in place of 213680 ..
211607	11828	Feed Dog, 46 needle hole, for needle sizes 16 and 18, in gauges from $\frac{25}{32}$ to $\frac{31}{32}$ in., in steps of $\frac{1}{32}$ in., for 211610
211570	12074	Feed Dog, 46 needle hole, for needle sizes 16 and 18, in gauges from 1 to 2 in., in steps of $\frac{1}{32}$ in., for 221416
230795	13102	Presser Foot Hinge Pin
229442	—	" " Plate, for 229443
229446	—	" " " " 229447
229916	—	" " " " 229917
229937	—	" " " " 229938
221455	—	" " " " 221456
229443	14030	Presser Foot (hinged) complete, 40 needle hole, in gauges from $\frac{31}{32}$ to $1\frac{1}{8}$ in., in steps of $\frac{1}{32}$ in., Nos. 223309, 229442 and 230795
229447	11844	Presser Foot (hinged) complete, 40 needle hole, in gauges from $1\frac{3}{32}$ to $1\frac{1}{4}$ in., in steps of $\frac{1}{32}$ in., Nos. 223309, 229446 and 230795
229917	11843	Presser Foot (hinged) complete, 40 needle hole, in gauges from $1\frac{3}{32}$ to $1\frac{1}{2}$ in., in steps of $\frac{1}{32}$ in., Nos. 223309, 229916 and 230795
229938	14030	Presser Foot (hinged) complete, 40 needle hole, in gauges from $1\frac{1}{4}$ to $1\frac{3}{4}$ in., in steps of $\frac{1}{32}$ in., Nos. 223309, 229937 and 230795

No.	Plate	Name
221456	11843	Presser Foot (hinged) complete, 40 needle hole, in gauges from $1\frac{3}{32}$ to 2 in., in steps of $\frac{1}{32}$ in., Nos. 221455, 223309 and 230795
211610	11827	Throat Plate, for 211607, in gauges from $\frac{3}{32}$ to $\frac{31}{32}$ in., in steps of $\frac{1}{32}$ inch
221416	11827	Throat Plate, for 211570, in gauges from 1 to 2 in., in steps of $\frac{1}{32}$ inch

ACCESSORIES

FOR MACHINES Nos. 22w165 AND 22w167

No.	Plate	Name
200157B	12338	Attachment Screw
203470	13099	Bobbin (10)
*225482	—	Bobbin Case Screw Driver Blade ..
*225483	—	“ “ “ “ Handle
225497	12345	Bobbin Case Screw Driver complete, Nos. 225482 and 225483 ..
128 x 3	—	Needles, six each, sizes 12 and 14
225181	—	Drip Pan with four wood screws $\frac{1}{2}$ in., No. 5
41400	12345	Machine Rest Pin (wood)
36578	12345	Oiler with 36579
36579	12345	“ Spout, $3\frac{1}{2}$ in. long, with 120117
120117	—	“ “ Washer (leather)
*225484	—	Screw Driver Blade
*225485	—	“ “ Handle
225498	12345	Screw Driver complete ($7\frac{1}{4}$ in. long), Nos. 225484 and 225485
225554	12345	Wrench (steel)

BOBBIN WINDER

*225451	—	Bobbin Holder
225453	10882	Frame with 202277 and 225438
225454	10882	“ Hinge Pin
202277	—	“ Oil Packing (wick)
225438	10882	“ “ Well Cap
225455	10882	“ Spring
225456	10882	“ “ Plunger
202473	10883	Pulley with 200105c
200105c	—	“ Set Screw
*225443	—	Spindle
225452	10882	“ 225443 with 225451
225444	10882	Stop Latch
200056E	10882	“ “ Screw
225458	10882	“ “ Thumb Lever
225459	10882	“ “ “ “ Hinge Stud
225460	10882	“ “ “ “ Joint Stud
202478	10882	“ “ Trip Lever
200299H	10882	“ “ “ “ Hinge Screw
225461	10881	Tension Bracket with 201499B
200082D	10882	“ “ Screw
228026	—	“ “ “ Washer

No.	Plate	Name
2102	10881	Tension Disc
202407	10881	" Spring
201499B	10881	" Stud
201572B	10881	" " Thumb Nut
225462	10881	Bobbin Winder Tension Bracket complete, Nos. 201572B, 202407, 225461 and two 2102
225433	10883	Bobbin Winder and Tension Bracket Base
225436	10883	Universal Bobbin Winder com- plete, Nos. 200056E, 200082D, 200299H, 202473, 202478, 225433, 225444, 225452 to 225456, 225458 to 225460, 225462, 228026 and two wood screws $\frac{3}{4}$ in., No. 13, R.H.B.

KNEE LIFTER

227781	13100	Knee Lifter Rock Lever with 200522c and 200529c
227782	—	Knee Lifter Rock Lever 227781 with two each 202451 and 202452
227787	13100	Knee Lifter Rock Lever 227782 with 202203 and 227784
202453	13100	Knee Lifter Rock Lever Knee Plate with 200526c
202203	—	Knee Lifter Rock Lever Knee Plate 202453 with 202454
202454	13100	Knee Lifter Rock Lever Knee Plate Arm (long)
200522c	12319	Knee Lifter Rock Lever Knee Plate Arm Set Screw
200526c	12319	Knee Lifter Rock Lever Knee Plate Set Screw
202451	13100	Knee Lifter Rock Lever Lug with two wood screws $\frac{3}{4}$ in., No. 13H..
202452	12319	Knee Lifter Rock Lever Lug Hinge Pin
227784	13100	Knee Lifter Rock Lever Rod, 3 in. long, with 227785
*227785	—	Knee Lifter Rock Lever Rod Cap or Oil Guard
200529c	12319	Knee Lifter Rock Lever Rod Set Screw

(Other Knee Lifter parts are listed with
parts of machine head).

THREAD UNWINDER

No.	Plate	Name
202486	—	Spool Pin
202487	—	" Rest
227498	—	" "
202488	10838	" " 202487 with 200363c, 200383c and two 202486
227499	10838	Spool Rest 227498 with 200363c and 202486
202489	10838	Spool Rest Rod
200383c	12311	" " " Set Screw
200383c	12311	" " " Set Screw
202490	10838	" Stand with 200383c
202491	—	" Washer (steel)
202492	—	" Weight with 202493
202493	—	" " Center with 202793 and 203163
203163	—	Spool Weight Center Bushing
202793	—	" " Thread Guide
202794	10838	Thread Eyelet Rod
227605	10838	" " "
227606	10838	" " " Clamp with two 200396c
200396c	13103	Thread Eyelet Rod Clamp Set Screw
200363c	12338	Thread Eyelet Rod Set Screw
227500	10838	Thread Unwinder complete, Nos. 202488 to 202490, 202794, 227499, 227605, 227606, three each 202491, 202492 and wood screws $\frac{3}{8}$ in., No. 13

FOR MACHINES Nos. 22w166 AND 22w168 TO 22w170

Same as for Machine No. 22w165 with following
exception:

128 x 3	—	Needles, twelve, size 20, in place of six each sizes 12 and 14
---------	---	---

FEED DOGS

FOR MACHINE No. 22w165

No.	Plate	Name
211552	12072	Feed Dog, 50 needle hole, for needle sizes 14 and 15, in gauges from $\frac{3}{32}$ to $\frac{1}{4}$ in., in steps of $\frac{1}{32}$ in., for 211551 and 222200
211553	12072	Feed Dog, 46 needle hole, for needle sizes 16 and 18, in gauges $\frac{1}{8}$, $\frac{5}{32}$, $\frac{3}{16}$, $\frac{7}{32}$ and $\frac{1}{4}$ in., for 211551 and 222200
211555	12072	Feed Dog, 50 needle hole, for needle sizes 14 and 15, in gauges from $\frac{1}{4}$ to $\frac{13}{32}$ in., in steps of $\frac{1}{32}$ in., for 211554, 211576, 211586 and 212096
211556	12072	Feed Dog, 46 needle hole, for needle sizes 16 and 18, in gauges from $\frac{1}{4}$ to $\frac{13}{32}$ in., in steps of $\frac{1}{32}$ in., for 211554, 211576, 211586 and 212096
211561	12073	Feed Dog, 50 needle hole, for needle sizes 14 and 15, in gauges $\frac{3}{32}$, $\frac{1}{8}$, $\frac{11}{32}$, $\frac{3}{8}$ and $\frac{13}{32}$ in., for 211560
211562	12073	Feed Dog, 46 needle hole, for needle sizes 16 and 18, in gauges $\frac{3}{32}$, $\frac{1}{8}$, $\frac{11}{32}$, $\frac{3}{8}$ and $\frac{13}{32}$ in., for 211560
211573	12075	Feed Dog, 50 needle hole, for needle sizes 14 and 15, in gauges $\frac{3}{32}$, $\frac{1}{8}$, $\frac{5}{32}$, $\frac{3}{16}$ and $\frac{7}{32}$ in., for 211572, 211575 and 211585
211574	12075	Feed Dog, 46 needle hole, for needle sizes 16 and 18, in gauges $\frac{1}{8}$, $\frac{5}{32}$, $\frac{3}{16}$ and $\frac{7}{32}$ in., for 211572, 211575 and 211585
211583	12076	Feed Dog, 50 needle hole, for needle sizes 14 and 15, in gauges $\frac{3}{16}$, $\frac{7}{32}$, $\frac{1}{4}$, $\frac{9}{32}$ and $\frac{5}{16}$ in., for 211582
211588	12077	Feed Dog, 50 needle hole, for needle sizes 14 and 15, in gauges $\frac{1}{32}$, $\frac{3}{64}$ and $\frac{1}{16}$ in., for 211587
211606	11828	Feed Dog, 50 needle hole, for needle sizes 14 and 15, in gauges from $\frac{7}{16}$ to $\frac{3}{4}$ in., in steps of $\frac{1}{32}$ in., for 211609, 211610, 212000 and 212092

No.	Plate	Name
211607	11828	Feed Dog, 46 needle hole, for needle sizes 16 and 18, in gauges from $\frac{7}{16}$ to $\frac{3}{4}$ in., in steps of $\frac{1}{32}$ in., for 211609, 211610, 212000 and 212092
211997	11828	Feed Dog, 50 needle hole, for needle sizes 14 and 15, in gauges from $\frac{7}{16}$ to $\frac{3}{4}$ in., in steps of $\frac{1}{32}$ in., for 212000
211998	11828	Feed Dog, 46 needle hole, for needle sizes 16 and 18, in gauges from $\frac{7}{16}$ to $\frac{3}{4}$ in., in steps of $\frac{1}{32}$ in., for 212000
212253	11828	Feed Dog, 50 needle hole, for needle sizes 14 and 15, in gauges $\frac{11}{16}$, $\frac{3}{4}$ and $\frac{13}{16}$ in., for 212254
221412	12075	Feed Dog, 40 needle hole, for needle sizes 20 and 22, in gauges $\frac{5}{16}$, $\frac{3}{8}$ and $\frac{7}{16}$ in., for 211572, 211575 and 211585

FOR MACHINE No. 22w166

212253	11828	Feed Dog, 50 needle hole, for needle sizes 14 and 15, in gauges $\frac{11}{16}$, $\frac{3}{4}$ and $\frac{13}{16}$ in., for 212254
211556	12072	Feed Dog, 46 needle hole, for needle sizes 16 and 18, in gauges from $\frac{1}{4}$ to $\frac{13}{16}$ in., in steps of $\frac{1}{32}$ in., for 211554, 211576, 211586 and 212096
211562	12073	Feed Dog, 46 needle hole, for needle sizes 16 and 18, in gauges $\frac{9}{16}$, $\frac{5}{8}$, $\frac{11}{16}$, $\frac{3}{4}$ and $\frac{13}{16}$ in., for 211560
211574	12075	Feed Dog, 46 needle hole, for needle sizes 16 and 18, in gauges $\frac{1}{8}$, $\frac{5}{16}$, $\frac{3}{8}$ and $\frac{7}{16}$ in., for 211572
211580	12072	Feed Dog, 40 needle hole, for needle sizes 20 and 22, in gauges from $\frac{1}{4}$ to $\frac{13}{16}$ in., in steps of $\frac{1}{32}$ in., for 211554, 211586 and 212096
211295	12072	Feed Dog, 40 needle hole, for needle sizes 20 and 22, in gauges $\frac{3}{16}$, $\frac{7}{16}$ and $\frac{1}{4}$ in., for 211551 and 222200
211607	11828	Feed Dog, 46 needle hole, for needle sizes 16 and 18, in gauges from $\frac{7}{16}$ to $\frac{3}{4}$ in., in steps of $\frac{1}{32}$ in., for 211609 and 212092
211608	11828	Feed Dog, 40 needle hole, for needle sizes 20 and 22, in gauges from $\frac{7}{16}$ to $\frac{3}{4}$ in., in steps of $\frac{1}{32}$ in., for 211609 and 212092

No.	Plate	Name
211616	12073	Feed Dog, 40 needle hole, for needle sizes 20 and 22, in gauges $\frac{3}{32}$, $\frac{5}{16}$, $\frac{11}{32}$, $\frac{3}{8}$ and $\frac{13}{32}$ in., for 211560
211998	11828	Feed Dog, 46 needle hole, for needle sizes 16 and 18, in gauges from $\frac{7}{16}$ to $\frac{3}{4}$ in., in steps of $\frac{1}{32}$ in., for 212000
211999	11828	Feed Dog, 40 needle hole, for needle sizes 20 and 22, in gauges from $\frac{7}{16}$ to $\frac{3}{4}$ in., in steps of $\frac{1}{32}$ in., for 212000
221412	12075	Feed Dog, 40 needle hole, for needle sizes 20 and 22, in gauges $\frac{5}{32}$, $\frac{3}{16}$ and $\frac{7}{32}$ in., for 211572 and 211585

FOR MACHINE No. 22w167

211555	12072	Feed Dog, 50 needle hole, for needle sizes 14 and 15, in gauges from $\frac{1}{4}$ to $\frac{13}{32}$ in., in steps of $\frac{1}{32}$ in., for 211576
211556	12072	Feed Dog, 46 needle hole, for needle sizes 16 and 18, in gauges from $\frac{1}{4}$ to $\frac{13}{32}$ in., in steps of $\frac{1}{32}$ in., for 211576
211573	12075	Feed Dog, 50 needle hole, for needle sizes 14 and 15, in gauges $\frac{3}{32}$, $\frac{1}{8}$, $\frac{5}{32}$, $\frac{3}{16}$ and $\frac{7}{32}$ in., for 211575
211574	12075	Feed Dog, 46 needle hole, for needle sizes 16 and 18, in gauges $\frac{1}{8}$, $\frac{5}{32}$ and $\frac{3}{16}$ in., for 211575
211606	11828	Feed Dog, 50 needle hole, for needle sizes 14 and 15, in gauges from $\frac{7}{16}$ to $\frac{3}{4}$ in., in steps of $\frac{1}{32}$ in., for 211610
211607	11828	Feed Dog, 46 needle hole, for needle sizes 16 and 18, in gauges from $\frac{7}{16}$ to $\frac{3}{4}$ in., in steps of $\frac{1}{32}$ in., for 211610

FOR MACHINE No. 22w168

211556	12072	Feed Dog, 46 needle hole, for needle sizes 16 and 18, in gauges from $\frac{1}{4}$ to $\frac{13}{32}$ in., in steps of $\frac{1}{32}$ in., for 211576
--------	-------	---

No.	Plate	Name
211574	12075	Feed Dog, 46 needle hole, for needle sizes 16 and 18, in gauges $\frac{1}{8}$, $\frac{5}{32}$, $\frac{3}{16}$ and $\frac{7}{32}$ in., for 211575
211580	12072	Feed Dog, 40 needle hole, for needle sizes 20 and 22, in gauges from $\frac{1}{4}$ to $\frac{11}{32}$ in., in steps of $\frac{1}{32}$ in., for 211576
211607	11828	Feed Dog, 46 needle hole, for needle sizes 16 and 18, in gauges from $\frac{7}{16}$ to $\frac{3}{4}$ in., in steps of $\frac{1}{32}$ in., for 211610
211608	11828	Feed Dog, 40 needle hole, for needle sizes 20 and 22, in gauges from $\frac{7}{16}$ to $\frac{3}{4}$ in., in steps of $\frac{1}{32}$ in., for 211610 and 221460
221412	12075	Feed Dog, 40 needle hole, for needle sizes 20 and 22, in gauges $\frac{5}{32}$, $\frac{3}{16}$ and $\frac{7}{32}$ in., for 211575

FOR MACHINE No. 22w168.

211570	12074	Feed Dog, 46 needle hole, for needle sizes 16 and 18, in gauges from 1 to 2 in., in steps of $\frac{1}{32}$ in., for 211569
211571	12074	Feed Dog, 40 needle hole, for needle sizes 20 and 22, in gauges from 1 to 2 in., in steps of $\frac{1}{32}$ in., for 211569
211996	12074	Feed Dog, 50 needle hole, for needle sizes 14 and 15, in gauges from 1 to 2 in., in steps of $\frac{1}{32}$ in., for 211569
221997	11828	Feed Dog, 50 needle hole, for needle sizes 14 and 15, in gauges from $\frac{3}{32}$ to $\frac{11}{32}$ in., in steps of $\frac{1}{32}$ in., for 212000
211998	11828	Feed Dog, 46 needle hole, for needle sizes 16 and 18, in gauges from $\frac{3}{32}$ to $\frac{11}{32}$ in., in steps of $\frac{1}{32}$ in., for 212000
211999	11828	Feed Dog, 40 needle hole, for needle sizes 20 and 22, in gauges from $\frac{3}{32}$ to $\frac{11}{32}$ in., in steps of $\frac{1}{32}$ in., for 212000
211606	11828	Feed Dog, 50 needle hole, for needle sizes 14 and 15, in gauges from $\frac{3}{32}$ to $\frac{11}{32}$ in., in steps of $\frac{1}{32}$ in., for 211609, 212000 and 212092

No.	Plate	Name
211607	11828	Feed Dog, 46 needle hole, for needle sizes 16 and 18, in gauges from $\frac{3}{32}$ to $\frac{11}{32}$ in., in steps of $\frac{1}{32}$ in., for 211609, 212000 and 212092
211608	11828	Feed Dog, 40 needle hole, for needle sizes 20 and 22, in gauges from $\frac{3}{32}$ to $\frac{11}{32}$ in., in steps of $\frac{1}{32}$ in., for 211609, 212000 and 212092

FOR MACHINE No. 22w170

211570	12074	Feed Dog, 46 needle hole, for needle sizes 16 and 18, in gauges from 1 to 2 in., in steps of $\frac{1}{32}$ in., for 221416
211571	12074	Feed Dog, 40 needle hole, for needle sizes 20 and 22, in gauges from 1 to 2 in., in steps of $\frac{1}{32}$ in., for 221416
211996	12074	Feed Dog, 50 needle hole, for needle sizes 14 and 15, in gauges from 1 to 2 in., in steps of $\frac{1}{32}$ in., for 221416
211606	11828	Feed Dog, 50 needle hole, for needle sizes 14 and 15, in gauges from $\frac{3}{32}$ to $\frac{11}{32}$ in., in steps of $\frac{1}{32}$ in., for 211610
211607	11828	Feed Dog, 46 needle hole, for needle sizes 16 and 18, in gauges from $\frac{3}{32}$ to $\frac{11}{32}$ in., in steps of $\frac{1}{32}$ in., for 211610
211608	11828	Feed Dog, 40 needle hole, for needle sizes 20 and 22, in gauges from $\frac{3}{32}$ to $\frac{11}{32}$ in., in steps of $\frac{1}{32}$ in., for 211610 and 221460

NEEDLE HOLDERS

No.	Plate	Name
231383	13102	Needle Holder, in gauges from $\frac{3}{32}$ to $\frac{1}{2}$ in., in steps of $\frac{1}{32}$ in., with 201030F and two 200141F, for Machines Nos. 22w165 to 22w168 ..
231385	13102	Needle Holder, in gauges from $\frac{17}{32}$ to $\frac{3}{4}$ in., in steps of $\frac{1}{32}$ in., with 201030F and two 200141F, for Machines Nos. 22w165 to 22w168 ..
231386	13103	Needle Holder, in gauges from $\frac{3}{32}$ to 2 in., in steps of $\frac{1}{32}$ in., with 201030F and two 200141F, for Machines Nos. 22w169 and 22w170

PRESSER FEET

FOR MACHINE No. 22w165

No.	Plate	Name
229007	14028	Presser Foot with two 229434 and four 200172H, adjustable from $\frac{1}{4}$ to $\frac{3}{8}$ inch
229323	11840	Presser Foot, 46 needle hole, in gauges from $\frac{1}{32}$ to $\frac{3}{4}$ in., in steps of $\frac{1}{32}$ inch
229411	14003	Presser Foot, 53 needle hole, in gauges from $\frac{1}{8}$ to $\frac{5}{16}$ in., in steps of $\frac{1}{32}$ inch
229412	14003	Presser Foot, 53 needle hole, in gauges from $\frac{1}{2}$ to $\frac{5}{8}$ in., in steps of $\frac{1}{32}$ inch
229414	11840	Presser Foot, 50 needle hole, in gauges from $\frac{1}{8}$ to $\frac{5}{16}$ in., in steps of $\frac{1}{32}$ inch
229415	14003	Presser Foot, 50 needle hole, in gauges from $\frac{1}{8}$ to $\frac{3}{4}$ in., in steps of $\frac{1}{32}$ inch
221418	11840	Presser Foot, 53 needle hole, in gauges from $\frac{5}{16}$ to $\frac{9}{16}$ in., in steps of $\frac{1}{32}$ inch
229431	14028	Presser Foot, 53 needle hole, in gauges from $\frac{1}{8}$ to $\frac{1}{2}$ in., in steps of $\frac{1}{32}$ in., with 200172H and 229541
229433	14028	Presser Foot, 53 needle hole, in gauges from $\frac{1}{8}$ to $\frac{5}{8}$ in., in steps of $\frac{1}{32}$ in., for strip work
229435	14028	Presser Foot with two 229434 and four 200172H, adjustable from $\frac{3}{32}$ to $\frac{7}{32}$ in., for inside staying
229438	11840	Presser Foot, 53 needle hole, in gauges from $\frac{1}{8}$ to $\frac{3}{8}$ in., in steps of $\frac{1}{32}$ in., for outside staying
229503	14003	Presser Foot, 50 needle hole, in gauges from $\frac{1}{8}$ to $\frac{1}{2}$ in., in steps of $\frac{1}{32}$ inch
231513	13103	Presser Foot, 50 needle hole, in gauges from $\frac{9}{32}$ to $2\frac{1}{4}$ in., in steps of $\frac{1}{32}$ in., for strip work
231514	13103	Presser Foot, 46 needle hole, in gauges from $\frac{1}{2}$ to $2\frac{1}{4}$ in., in steps of $\frac{1}{32}$ in., for strip work

No.	Plate	Name
202090	12309	Presser Foot Hinge Pin
230795	13102	" " " "
229434	14028	" " Needle Guide, for 229007 and 229435
200172H	13103	Presser Foot Needle Guide Screw..
229235	—	" " Plate, for 229236
229237	—	" " " " 229238
229257	—	" " " " 229258
229259	—	" " " " 229260
229267	—	" " " " 229268
229269	—	" " " " 229270
229390	—	" " " " 231510
229395	—	" " " " 229396
229397	—	" " " " 229398
229416	—	" " " " 231509
229623	—	" " " " 231512
229895	—	" " " " 229896
229897	—	" " " " 229898
229901	—	" " " " 229902
229968	—	" " " " 229969
231455	—	" " " " 231456
229239	—	" " " " 229240
229613	—	" " " " 229614
229827	—	" " " " 229826
231457	—	" " " " 231458
231499	—	" " " " 231500
229444	—	" " " " 229445
202996	—	" " Shank
229885	—	" " "
223309	—	" " "
202989	13102	" " Spring
229541	—	" " Guide, in gauges from $\frac{1}{8}$ to $\frac{1}{2}$ in., in steps of $\frac{1}{32}$ inch
200172H	13103	Presser Foot Spring Guide Screw
229236	11840	Presser Foot (hinged) complete, 46 needle hole, in gauges $\frac{1}{8}$, $\frac{5}{32}$ and $\frac{3}{16}$ in., Nos. 223309, 229235 and 230795
229238	11840	Presser Foot (hinged) complete, 50 needle hole, in gauges $\frac{3}{32}$, $\frac{1}{8}$, $\frac{5}{32}$ and $\frac{3}{16}$ in., Nos. 223309, 229237 and 230795
229258	11840	Presser Foot (hinged) complete, 46 needle hole, in gauges $\frac{7}{32}$, $\frac{1}{4}$, $\frac{9}{32}$ and $\frac{5}{16}$ in., Nos. 223309, 229257 and 230795

No.	Plate	Name
229260	11840	Presser Foot (hinged) complete, 50 needle hole, in gauges $\frac{7}{32}$, $\frac{1}{4}$, $\frac{3}{8}$ and $\frac{5}{16}$ in., Nos. 223309, 229259 and 230795
229268	11840	Presser Foot (hinged) complete, 46 needle hole, in gauges $\frac{11}{32}$, $\frac{3}{8}$, $\frac{13}{32}$ and $\frac{7}{16}$ in., Nos. 223309, 229267 and 230795
229270	11840	Presser Foot (hinged) complete, 46 needle hole, in gauges $\frac{31}{32}$, $\frac{11}{16}$, $\frac{33}{32}$ and $\frac{3}{4}$ in., Nos. 223309, 229269 and 230795
229396	11840	Presser Foot (hinged) complete, 50 needle hole, in gauges $\frac{11}{32}$, $\frac{3}{8}$, $\frac{13}{32}$ and $\frac{7}{16}$ in., Nos. 223309, 229395 and 230795
229398	11842	Presser Foot (hinged) complete, 53 needle hole, in gauges from $\frac{15}{32}$ to $\frac{5}{8}$ in., in steps of $\frac{1}{32}$ in., Nos. 223309, 229397 and 230795
231509	11841	Presser Foot (hinged) complete, 50 needle hole, in gauges $\frac{31}{32}$ and $\frac{1}{8}$ in., Nos. 229416, 229885 and 230795
229896	11840	Presser Foot (hinged) complete, 53 needle hole, in gauges $\frac{11}{32}$, $\frac{3}{8}$, $\frac{13}{32}$ and $\frac{7}{16}$ in., Nos. 223309, 229895 and 230795
229898	11842	Presser Foot (hinged) complete, 46 needle hole, in gauges from $\frac{15}{32}$ to $\frac{5}{8}$ in., in steps of $\frac{1}{32}$ in., Nos. 223309, 229897 and 230795
229902	11840	Presser Foot (hinged) complete, 53 needle hole, in gauges $\frac{31}{32}$, $\frac{11}{16}$, $\frac{33}{32}$ and $\frac{3}{4}$ in., Nos. 223309, 229901 and 230795
229969	11841	Presser Foot (hinged) complete, 50 needle hole, in gauges from $\frac{11}{32}$ to $\frac{5}{8}$ in., in steps of $\frac{1}{32}$ in., Nos. 223309, 229968 and 230795
231456	13103	Presser Foot (hinged) complete, 50 needle hole, in gauges from $\frac{15}{32}$ to $\frac{5}{8}$ in., in steps of $\frac{1}{32}$ in., Nos. 223309, 230795 and 231455
229240	11841	Presser Foot (hinged) complete, 46 needle hole, in gauges from $\frac{1}{8}$ to $\frac{5}{16}$ in., in steps of $\frac{1}{32}$ in., Nos. 202989, 202996, 229239 and 230795

No.	Plate	Name
229614	11841	Presser Foot (hinged) complete, 50 needle hole, in gauges $\frac{7}{32}$, $\frac{1}{4}$, $\frac{9}{32}$ and $\frac{5}{16}$ in., Nos. 223309, 229613 and 230795
229826	11841	Presser Foot (hinged) complete, 50 needle hole, in gauges $\frac{11}{32}$, $\frac{3}{8}$, $\frac{13}{32}$ and $\frac{7}{16}$ in., Nos. 223309, 229827 and 230795
231458	11840	Presser Foot (hinged) complete, 50 needle hole, in gauges $\frac{31}{32}$, $\frac{11}{16}$, $\frac{33}{32}$ and $\frac{3}{4}$ in., Nos. 223309, 230795 and 231457
231500	11840	Presser Foot (hinged) complete, 53 needle hole, in gauges $\frac{33}{32}$, $\frac{1}{8}$, $\frac{5}{16}$ and $\frac{1}{8}$ in., Nos. 223309, 230795 and 231499
229445	11841	Presser Foot (hinged) complete, 53 needle hole, in gauges $\frac{7}{32}$, $\frac{1}{4}$, $\frac{9}{32}$ and $\frac{5}{16}$ in., Nos. 202090, 223309 and 229444
231510	11842	Presser Foot (hinged) complete, 53 needle hole, in gauges $\frac{33}{32}$, $\frac{1}{8}$, $\frac{5}{16}$ and $\frac{1}{8}$ in., Nos. 223309, 229390 and 230795
231512	11840	Presser Foot (hinged) complete, 53 needle hole, in gauges $\frac{7}{32}$, $\frac{1}{4}$, $\frac{9}{32}$ and $\frac{5}{16}$ in., Nos. 223309, 229623 and 230795

FOR MACHINE No. 22w166

229235	—	Presser Foot Plate, for 229236
229257	—	" " " " 229258
229267	—	" " " " 229268
229269	—	" " " " 229270
229391	—	" " " " 231511
229439	—	" " " " 229413
229449	—	" " " " 229450
229893	—	" " " " 229894
229897	—	" " " " 229898
229899	—	" " " " 229900
231451	—	" " " " 231452
231459	—	" " " " 231460
231461	—	" " " " 231462
231501	—	" " " " 231502
231503	—	" " " " 231504
231453	—	" " " " 231454
224065	—	" " " " 224066

No.	Plate	Name
229236	11840	Presser Foot (hinged) complete, 46 needle hole, in gauges $\frac{1}{8}$, $\frac{5}{32}$ and $\frac{3}{16}$ in., Nos. 223309, 229235 and 230795
229258	11840	Presser Foot (hinged) complete, 46 needle hole, in gauges $\frac{7}{32}$, $\frac{1}{4}$, $\frac{9}{32}$ and $\frac{5}{16}$ in., Nos. 223309, 229257 and 230795
229268	11840	Presser Foot (hinged) complete, 46 needle hole, in gauges $\frac{11}{32}$, $\frac{3}{8}$, $\frac{13}{32}$ and $\frac{7}{16}$ in., Nos. 223309, 229267 and 230795
229270	11840	Presser Foot (hinged) complete, 46 needle hole, in gauges $\frac{31}{64}$, $\frac{11}{16}$, $\frac{33}{64}$ and $\frac{3}{4}$ in., Nos. 223309, 229269 and 230795
229413	11842	Presser Foot (hinged) complete, 38 needle hole, in gauges from $\frac{11}{32}$ to $\frac{5}{8}$ in., in steps of $\frac{1}{32}$ in., Nos. 223309, 229439 and 230795
229450	11840	Presser Foot (hinged) complete, 40 needle hole, in gauges $\frac{7}{32}$, $\frac{1}{4}$, $\frac{9}{32}$ and $\frac{5}{16}$ in., Nos. 223309, 229449 and 230795
229894	11840	Presser Foot (hinged) complete, 40 needle hole, in gauges $\frac{11}{32}$, $\frac{3}{8}$, $\frac{13}{32}$ and $\frac{7}{16}$ in., Nos. 223309, 229893 and 230795
229898	11842	Presser Foot (hinged) complete, 46 needle hole, in gauges from $\frac{11}{32}$ to $\frac{5}{8}$ in., in steps of $\frac{1}{32}$ in., Nos. 223309, 229897 and 230795
229900	11842	Presser Foot (hinged) complete, 40 needle hole, in gauges from $\frac{11}{32}$ to $\frac{5}{8}$ in., in steps of $\frac{1}{32}$ in., Nos. 223309, 229899 and 230795
231452	11840	Presser Foot (hinged) complete, 38 needle hole, in gauges $\frac{7}{32}$, $\frac{1}{4}$, $\frac{9}{32}$ and $\frac{5}{16}$ in., Nos. 223309, 230795 and 231451
231460	11840	Presser Foot (hinged) complete, 40 needle hole, in gauges $\frac{31}{64}$, $\frac{11}{16}$, $\frac{33}{64}$ and $\frac{3}{4}$ in., Nos. 223309, 230795 and 231459
231462	11840	Presser Foot (hinged) complete, 38 needle hole, in gauges $\frac{31}{64}$, $\frac{11}{16}$, $\frac{33}{64}$ and $\frac{3}{4}$ in., Nos. 223309, 230795 and 231461

No.	Plate	Name
231502	11840	Presser Foot (hinged) complete, 40 needle hole, in gauges $\frac{1}{8}$, $\frac{5}{32}$ and $\frac{3}{16}$ in., Nos. 223309, 230795 and 231501
231454	11840	Presser Foot (hinged) complete, 38 needle hole, in gauges $\frac{1}{8}$, $\frac{5}{32}$, $\frac{3}{16}$ and $\frac{7}{16}$ in., Nos. 223309, 230795 and 231453
231504	11840	Presser Foot (hinged) complete, 38 needle hole, in gauges $\frac{1}{8}$, $\frac{5}{32}$ and $\frac{3}{16}$ in., Nos. 223309, 230795 and 231503
231511	11842	Presser Foot (hinged) complete, 38 needle hole, in gauges $\frac{1}{8}$, $\frac{5}{32}$ and $\frac{3}{16}$ in., Nos. 223309, 229391 and 230795
224066	13103	Presser Foot (hinged) complete, 53 needle hole, in $\frac{3}{32}$ in. gauge, Nos. 223309, 224065 and 230795, for lap seam felling

FOR MACHINE No. 22w167

229233	—	Presser Foot Plate, for 211547
229311	—	" " " " 229312
229313	—	" " " " 229314
229422	—	" " " " 229315
229424	—	" " " " 229316
229418	—	" " " " 229419
229436	—	" " " " 229437
229420	—	" " " " 229585
229846	—	" " " " 229847
229886	—	" " " " 229887
223309	—	" " Shank
211547	11842	Presser Foot (hinged) complete, 53 needle hole, in gauges from $\frac{1}{32}$ to $\frac{5}{8}$ in., in steps of $\frac{1}{32}$ in., Nos. 223309, 229233 and 230795
229312	14028	Presser Foot (hinged) complete, 53 needle hole, in gauges $\frac{1}{8}$, $\frac{5}{32}$ and $\frac{3}{16}$ in., Nos. 223309, 229311 and 230795. Hinge Pin set back $\frac{1}{16}$ in. from regular
229314	11842	Presser Foot (hinged) complete, 50 needle hole, in gauges from $\frac{1}{32}$ to $\frac{5}{8}$ in., in steps of $\frac{1}{32}$ in., Nos. 223309, 229313 and 230795

No.	Plate	Name
229315	11841	Presser Foot (hinged) complete, 53 needle hole, in gauges $\frac{7}{32}$, $\frac{1}{4}$, $\frac{9}{32}$ and $\frac{5}{16}$ in., Nos. 223309, 229422 and 230795
229316	11841	Presser Foot (hinged) complete, 53 needle hole, in gauges $\frac{11}{32}$, $\frac{3}{8}$, $\frac{13}{32}$ and $\frac{7}{16}$ in., Nos. 223309, 229424 and 230795
229419	14028	Presser Foot (hinged) complete, 53 needle hole, in gauges $\frac{7}{32}$, $\frac{1}{4}$, $\frac{9}{32}$ and $\frac{5}{16}$ in., Nos. 223309, 229418 and 230795. Hinge Pin set back $\frac{1}{16}$ in. from regular, for felling ..
229437	11841	Presser Foot (hinged) complete, 53 needle hole, in gauges $\frac{31}{32}$, $\frac{11}{16}$, $\frac{33}{32}$ and $\frac{3}{4}$ in., Nos. 223309, 229436 and 230795
229585	11842	Presser Foot (hinged) complete, 53 needle hole, in gauges $\frac{1}{8}$, $\frac{5}{32}$ and $\frac{3}{16}$ in., Nos. 223309, 229420 and 230795
229847	11842	Presser Foot (hinged) complete, 50 needle hole in gauges $\frac{1}{8}$, $\frac{5}{16}$ and $\frac{3}{16}$ in., Nos. 223309, 229846 and 230795
229887	14028	Presser Foot (hinged) complete, 53 needle hole, in gauges $\frac{11}{32}$, $\frac{3}{8}$, $\frac{13}{32}$ and $\frac{7}{16}$ in., Nos. 223309, 229886 and 230795. Hinge Pin set back $\frac{1}{16}$ in. from regular, for corset felling

FOR MACHINE No. 22w168

229605	—	Presser Foot Plate, for 229428
229606	—	" " " " 229429
229607	—	" " " " 229430
229426	—	" " " " 229432
229912	—	" " " " 229913
229914	—	" " " " 229915
223310	—	" " Shank
229428	11842	Presser Foot (hinged) complete, 40 needle hole, in gauges $\frac{11}{32}$, $\frac{3}{8}$, $\frac{13}{32}$ and $\frac{7}{16}$ in., Nos. 223309, 229605 and 230795, for overall felling ..
229429	14030	Presser Foot (hinged) complete, 40 needle hole, in gauges $\frac{11}{32}$, $\frac{1}{2}$, $\frac{13}{32}$ and $\frac{9}{16}$ in., Nos. 223309, 229606 and 230795, for overall felling ..

No.	Plate	Name
229430	14030	Presser Foot (hinged) complete, 40 needle hole, in gauges $\frac{31}{32}$, $\frac{11}{16}$, $\frac{23}{32}$ and $\frac{3}{4}$ in., Nos. 223309, 229607 and 230795, for overall felling ..
229432	11844	Presser Foot (hinged) complete, 40 needle hole, in gauges from $\frac{5}{16}$ to $\frac{7}{16}$ in., in steps of $\frac{1}{32}$ in., Nos. 223309, 229426 and 230795, for overall felling
229913	11842	Presser Foot (hinged) complete, 38 needle hole, in gauges $\frac{11}{16}$, $\frac{3}{4}$, $\frac{13}{16}$ and $\frac{7}{8}$ in., Nos. 223310, 229912 and 230795. Hinge Pin set back $\frac{1}{8}$ in. from regular, for felling ..
229915	14030	Presser Foot (hinged) complete, 40 needle hole, in gauges $\frac{11}{16}$ and $\frac{3}{4}$ in., Nos. 223309, 229914 and 230795

FOR MACHINE No. 22w169

221419	—	Presser Foot Plate, for 221420
229309	—	" " " " 221310
229399	—	" " " " 229400
229401	—	" " " " 229402
229403	—	" " " " 229404
229405	—	" " " " 229406
229407	—	" " " " 229408
229409	—	" " " " 229410
229891	—	" " " " 229892
229903	—	" " " " 229904
229905	—	" " " " 229906
229907	—	" " " " 229908
229910	—	" " " " 229911
231269	—	" " " " 231270
231463	—	" " " " 231464
231465	—	" " " " 231466
231467	—	" " " " 231468
231469	—	" " " " 231470
231471	—	" " " " 231472
231473	—	" " " " 231474
231475	—	" " " " 231476
231477	—	" " " " 231478
231479	—	" " " " 231480
231481	—	" " " " 231482
231483	—	" " " " 231484
231485	—	" " " " 231486
231487	—	" " " " 231488
231489	—	" " " " 231490

No.	Plate	Name
231491	—	Presser Foot Plate, for 231492
231493	—	" " " " 231494
231495	—	" " " " 231496
231497	—	" " " " 231498
231507	—	" " " " 231508
202993	—	" " Shank
202989	13103	" " Spring
229415	14003	Presser Foot, 50 needle hole, in gauges from $\frac{3}{32}$ to $1\frac{1}{16}$ in., in steps of $\frac{1}{32}$ inch
231513	13103	Presser Foot, 50 needle hole, in gauges from $\frac{3}{32}$ to $2\frac{1}{4}$ in., in steps of $\frac{1}{32}$ in., for strip work ..
231514	13103	Presser Foot, 46 needle hole, in gauges from $\frac{1}{2}$ to $2\frac{1}{4}$ in., in steps of $\frac{1}{32}$ in., for strip work
221420	11844	Presser Foot (hinged) complete, 46 needle hole, in gauges from $\frac{3}{32}$ to $1\frac{3}{4}$ in., in steps of $\frac{1}{32}$ in., Nos. 202989, 202993, 221419 and 230795
229310	11843	Presser Foot (hinged) complete, 50 needle hole, in gauges from $1\frac{3}{32}$ to 2 in., in steps of $\frac{1}{32}$ in., Nos. 202989, 202993, 229309 and 230795
229400	11842	Presser Foot (hinged) complete, 53 needle hole, in gauges from $\frac{3}{32}$ to $1\frac{5}{8}$ in., in steps of $\frac{1}{32}$ in., Nos. 223309, 229399 and 230795
229402	14002	Presser Foot (hinged) complete, 53 needle hole, in gauges $\frac{3}{32}$, 1, $1\frac{1}{32}$ and $1\frac{1}{16}$ in., Nos. 223309, 229401 and 230795
229404	14002	Presser Foot (hinged) complete, 53 needle hole, in gauges $1\frac{3}{32}$, $1\frac{1}{8}$, $1\frac{5}{32}$ and $1\frac{3}{16}$ in., Nos. 223309, 229403 and 230795
229406	14002	Presser Foot (hinged) complete, 53 needle hole, in gauges from $1\frac{7}{32}$ to $1\frac{7}{16}$ in., in steps of $\frac{1}{32}$ in., Nos. 223309, 229405 and 230795
229408	14002	Presser Foot (hinged) complete, 53 needle hole, in gauges from $1\frac{11}{32}$ to $1\frac{11}{16}$ in., in steps of $\frac{1}{32}$ in., Nos. 223309, 229407 and 230795
229410	14003	Presser Foot (hinged) complete, 53 needle hole, in gauges from $1\frac{3}{32}$ to 2 in., in steps of $\frac{1}{32}$ in., Nos. 223309, 229409 and 230795

No.	Plate	Name
229892	14002	Presser Foot (hinged) complete, 46 needle hole, in gauges from $1\frac{7}{32}$ to $1\frac{7}{16}$ in., in steps of $\frac{1}{32}$ in., Nos. 223309, 229891 and 230795
229904	14002	Presser Foot (hinged) complete, 38 needle hole, in gauges from $1\frac{7}{32}$ to $1\frac{7}{16}$ in., in steps of $\frac{1}{32}$ in., Nos. 223309, 229903 and 230795
229906	14002	Presser Foot (hinged) complete, 46 needle hole, in gauges from $1\frac{15}{32}$ to $1\frac{11}{16}$ in., in steps of $\frac{1}{32}$ in., Nos. 223309, 229905 and 230795
229908	14003	Presser Foot (hinged) complete, 40 needle hole, in gauges from $1\frac{23}{32}$ to 2 in., in steps of $\frac{1}{32}$ in., Nos. 223309, 229907 and 230795
229911	14002	Presser Foot (hinged) complete, 40 needle hole, in gauges $\frac{31}{32}$, 1, $1\frac{1}{32}$ and $1\frac{1}{16}$ in., Nos. 223309, 229910 and 230795
231270	11844	Presser Foot (hinged) complete, 50 needle hole, in gauges from $\frac{31}{32}$ to $1\frac{3}{4}$ in., in steps of $\frac{1}{32}$ in., Nos. 202989, 202993, 230795 and 231269
231464	11842	Presser Foot (hinged) complete, 50 needle hole, in gauges from $\frac{31}{32}$ to $1\frac{5}{8}$ in., in steps of $\frac{1}{32}$ in., Nos. 223309, 230795 and 231463
231466	11842	Presser Foot (hinged) complete, 46 needle hole, in gauges from $\frac{31}{32}$ to $1\frac{5}{8}$ in., in steps of $\frac{1}{32}$ in., Nos. 223309, 230795 and 231465
231468	11842	Presser Foot (hinged) complete, 40 needle hole, in gauges from $\frac{31}{32}$ to $1\frac{5}{8}$ in., in steps of $\frac{1}{32}$ in., Nos. 223309, 230795 and 231467
231470	11842	Presser Foot (hinged) complete, 38 needle hole, in gauges from $\frac{31}{32}$ to $1\frac{5}{8}$ in., in steps of $\frac{1}{32}$ in., Nos. 223309, 230795 and 231469
231472	14002	Presser Foot (hinged) complete, 50 needle hole, in gauges $\frac{31}{32}$, 1, $1\frac{1}{32}$ and $1\frac{1}{16}$ in., Nos. 223309, 230795 and 231471
231474	14002	Presser Foot (hinged) complete, 46 needle hole, in gauges $\frac{31}{32}$, 1, $1\frac{1}{32}$ and $1\frac{1}{16}$ in., Nos. 223309, 230795 and 231473

No.	Plate	Name
231476	14002	Presser Foot (hinged) complete, 38 needle hole, in gauges $\frac{31}{32}$, 1, $1\frac{1}{32}$ and $1\frac{1}{16}$ in., Nos. 223309, 230795 and 231475
231478	14002	Presser Foot (hinged) complete, 50 needle hole, in gauges $1\frac{3}{32}$, $1\frac{1}{8}$, $1\frac{5}{32}$ and $1\frac{3}{16}$ in., Nos. 223309, 230795 and 231477
231480	14002	Presser Foot (hinged) complete, 46 needle hole, in gauges $1\frac{3}{32}$, $1\frac{1}{8}$, $1\frac{5}{32}$ and $1\frac{3}{16}$ in., Nos. 223309, 230795 and 231479
231482	14002	Presser Foot (hinged) complete, 40 needle hole, in gauges $1\frac{3}{32}$, $1\frac{1}{8}$, $1\frac{5}{32}$ and $1\frac{3}{16}$ in., Nos. 223309, 230795 and 231481
231484	14002	Presser Foot (hinged) complete, 38 needle hole, in gauges $1\frac{3}{32}$, $1\frac{1}{8}$, $1\frac{5}{32}$ and $1\frac{3}{16}$ in., Nos. 223309, 230795 and 231483
231486	14002	Presser Foot (hinged) complete, 50 needle hole, in gauges from $1\frac{7}{32}$ to $1\frac{7}{16}$ in., in steps of $\frac{1}{32}$ in., Nos. 223309, 230795 and 231485
231488	14002	Presser Foot (hinged) complete, 50 needle hole, in gauges from $1\frac{11}{32}$ to $1\frac{11}{16}$ in., in steps of $\frac{1}{32}$ in., Nos. 223309, 230795 and 231487
231490	14002	Presser Foot (hinged) complete, 40 needle hole, in gauges from $1\frac{11}{32}$ to $1\frac{11}{16}$ in., in steps of $\frac{1}{32}$ in., Nos. 223309, 230795 and 231489
231492	14002	Presser Foot (hinged) complete, 38 needle hole, in gauges from $1\frac{11}{32}$ to $1\frac{11}{16}$ in., in steps of $\frac{1}{32}$ in., Nos. 223309, 230795 and 231491
231494	14003	Presser Foot (hinged) complete, 50 needle hole, in gauges from $1\frac{33}{32}$ to 2 in., in steps of $\frac{1}{32}$ in., Nos. 223309, 230795 and 231493
231496	14003	Presser Foot (hinged) complete, 46 needle hole, in gauges from $1\frac{33}{32}$ to 2 in., in steps of $\frac{1}{32}$ in., Nos. 223309, 230795 and 231495
231498	14003	Presser Foot (hinged) complete, 38 needle hole, in gauges from $1\frac{33}{32}$ to 2 in., in steps of $\frac{1}{32}$ in., Nos. 223309, 230795 and 231497

No.	Plate	Name
231508	11841	Presser Foot (hinged) complete, 40 needle hole, in gauges from $1\frac{7}{32}$ to $1\frac{7}{16}$ in., in steps of $\frac{1}{32}$ in., Nos. 223309, 230795 and 231507

FOR MACHINE No. 22w170

221419	—	Presser Foot Plate, for 221420
221455	—	" " " " 221456
229309	—	" " " " 229310
229442	—	" " " " 229443
229446	—	" " " " 229447
229916	—	" " " " 229917
229937	—	" " " " 229938
221420	11844	Presser Foot (hinged) complete, 46 needle hole, in gauges from $\frac{3}{32}$ to $1\frac{1}{4}$ in., in steps of $\frac{1}{32}$ in., Nos. 202989, 202993, 221419 and 230795
221456	11843	Presser Foot (hinged) complete, 40 needle hole, in gauges from $1\frac{1}{32}$ to 2 in., in steps of $\frac{1}{32}$ in., Nos. 221455, 223309 and 230795, for overall felling
229310	11843	Presser Foot (hinged) complete, 50 needle hole, in gauges from $1\frac{1}{32}$ to 2 in., in steps of $\frac{1}{32}$ in., Nos. 202989, 202993, 229309 and 230795
229443	14030	Presser Foot (hinged) complete, 40 needle hole, in gauges from $\frac{3}{32}$ to $1\frac{1}{16}$ in., in steps of $\frac{1}{32}$ in., Nos. 223309, 229442 and 230795, for overall felling
229447	11844	Presser Foot (hinged) complete, 40 needle hole, in gauges from $1\frac{3}{32}$ to $1\frac{1}{4}$ in., in steps of $\frac{1}{32}$ in., Nos. 223309, 229446 and 230795
229917	11843	Presser Foot (hinged) complete, 40 needle hole, in gauges from $1\frac{9}{32}$ to $1\frac{1}{2}$ in., in steps of $\frac{1}{32}$ in., Nos. 223309, 229916 and 230795
229938	14030	Presser Foot (hinged) complete, 40 needle hole, in gauges from $1\frac{1}{32}$ to $1\frac{1}{4}$ in., in steps of $\frac{1}{32}$ in., Nos. 223309, 229937 and 230795

THROAT PLATES

FOR MACHINES Nos. 22w165 AND 22w166

No.	Plate	Name
211551	12072	Throat Plate, for 211295, 211552 and 211553, in gauges from $\frac{3}{32}$ to $\frac{1}{4}$ in., in steps of $\frac{1}{32}$ inch
211554	12072	Throat Plate, for 211555, 211556 and 211580, in gauges from $\frac{1}{4}$ to $\frac{1}{2}$ in., in steps of $\frac{1}{32}$ inch
211560	12073	Throat Plate, for 211561, 211562 and 211616, in gauges $\frac{9}{32}$, $\frac{5}{16}$, $\frac{11}{32}$, $\frac{3}{8}$ and $\frac{1}{2}$ inch
211572	12075	Throat Plate, for 211573, 211574 and 221412, in gauges $\frac{3}{32}$, $\frac{1}{8}$, $\frac{5}{32}$, $\frac{3}{16}$ and $\frac{7}{32}$ inch
211582	12076	Throat Plate, for 211583, in gauges $\frac{3}{16}$, $\frac{7}{32}$, $\frac{1}{4}$, $\frac{9}{32}$ and $\frac{5}{16}$ inch
211585	12077	Throat Plate, for 211573, 211574 and 221412, in gauges $\frac{3}{32}$, $\frac{1}{8}$, $\frac{5}{32}$ and $\frac{3}{16}$ inch
Note: When ordering 211585, furnish sample of strip and state gauge required.		
211586	12077	Throat Plate (strip), for 211555, 211556 and 211580, in gauges from $\frac{1}{4}$ to $\frac{1}{2}$ in., in steps of $\frac{1}{32}$ inch
Note: When ordering 211586, furnish sample of strip and state gauge required.		
211587	12077	Throat Plate, for 211588, in gauges $\frac{3}{32}$, $\frac{1}{8}$, $\frac{5}{16}$ and $\frac{3}{16}$ inch
211609	11828	Throat Plate, for 211606 to 211608, in gauges from $\frac{7}{16}$ to $\frac{3}{4}$ in., in steps of $\frac{1}{32}$ inch
212000	11828	Throat Plate, for 211997 to 211999, in gauges from $\frac{7}{16}$ to $\frac{3}{4}$ in., in steps of $\frac{1}{32}$ inch
212092	11827	Throat Plate (strip), for 211606 to 211608, in gauges from $\frac{7}{16}$ to $\frac{3}{4}$ in., in steps of $\frac{1}{32}$ inch
212096	11827	Throat Plate, for 211555, 211556 and 211580, in gauges from $\frac{1}{4}$ to $\frac{1}{2}$ in., in steps of $\frac{1}{32}$ inch

Note: When ordering 212092 or 212096, furnish sample of strip and state gauge required.

No.	Plate	Name
212254	11828	Throat Plate, for 212253, in gauges $\frac{11}{32}$, $\frac{3}{8}$ and $\frac{13}{32}$ inch
222200	11828	Throat Plate, for 211295, 211552 and 211553, in gauges from $\frac{3}{32}$ to $\frac{1}{4}$ in., in steps of $\frac{1}{32}$ inch

FOR MACHINES Nos. 22w167 AND 22w168

211575	12075	Throat Plate, for 211573, 211574 and 221412, in gauges $\frac{3}{32}$, $\frac{1}{8}$, $\frac{5}{32}$, $\frac{3}{16}$ and $\frac{7}{32}$ inch
211576	12075	Throat Plate, for 211555, 211556 and 211580, in gauges from $\frac{1}{4}$ to $\frac{13}{32}$ in., in steps of $\frac{1}{32}$ inch
211610	11827	Throat Plate, for 211606 to 211608, in gauges from $\frac{7}{16}$ to $\frac{3}{4}$ in., in steps of $\frac{1}{32}$ inch
221460	11827	Throat Plate, for 211608, in gauges from $\frac{7}{16}$ to $\frac{31}{32}$ in., in steps of $\frac{1}{32}$ inch

FOR MACHINE No. 22w169

211569	12074	Throat Plate, for 211570, 211571 and 211996, in gauges from 1 to 2 in., in steps of $\frac{1}{32}$ inch
211609	11828	Throat Plate, for 211606 to 211608, in gauges from $\frac{7}{16}$ to $\frac{31}{32}$ in., in steps of $\frac{1}{32}$ inch
212000	11828	Throat Plate, for 211606 to 211608, in gauges from $\frac{7}{16}$ to $\frac{31}{32}$ in., in steps of $\frac{1}{32}$ inch
212092	11827	Throat Plate (strip), for 211606 to 211608, in gauges from $\frac{7}{16}$ to $\frac{31}{32}$ in., in steps of $\frac{1}{32}$ inch

Note: When ordering 212092, furnish sample of strip and state gauge required.

FOR MACHINE No. 22w170

211610	11827	Throat Plate, for 211606 to 211608, in gauges from $\frac{7}{16}$ to $\frac{31}{32}$ in., in steps of $\frac{1}{32}$ inch
221416	11827	Throat Plate, for 211570, 211571 and 211996, in gauges from 1 to 2 in., in steps of $\frac{1}{32}$ inch
221460	11827	Throat Plate, for 211608, in gauges from $\frac{7}{16}$ to $\frac{31}{32}$ in., in steps of $\frac{1}{32}$ inch

LAP SEAM FELLERS

Note: In ordering Lap Seam Feller, give letter which refers to material to be used, in addition to the number.

- F Silks, fine muslins, etc., where there are no seams.
- L Fine shirts, underwear, corsets, etc.
- M General shirt and corset cover work, etc.
- MH Heavy corset and other medium heavy material.
- H Heavy shirt work, light overalls, etc.

No.	Plate	Name
230048	11851	Lap Seam Feller on Shank (right hand). For general work. For $\frac{1}{8}$ to 1 in. gauge machines. For F, L, M, MH or H material. Has yielding spring

OBSOLETE PARTS

No.	Plate	Name
211294	12072	Feed Dog, 40 needle hole, for needle sizes 20 and 22, in gauges $\frac{9}{32}$, $\frac{5}{16}$, $\frac{11}{32}$, $\frac{3}{8}$ and $\frac{13}{32}$ in. (obsolete), for 211557
211558	12072	Feed Dog, 50 needle hole, for needle sizes 14 and 15, in gauges $\frac{9}{32}$, $\frac{5}{16}$, $\frac{11}{32}$, $\frac{3}{8}$ and $\frac{13}{32}$ in., for 211557
211559	12072	Feed Dog, 46 needle hole, for needle sizes 16 and 18, in gauges $\frac{9}{32}$, $\frac{5}{16}$, $\frac{11}{32}$, $\frac{3}{8}$ and $\frac{13}{32}$ in., for 211557
211541	13103	Feed Dog, 50 needle hole, for needle sizes 14 and 15, in gauges from $\frac{1}{2}$ to 1 in., in steps of $\frac{1}{32}$ in., for 211584
211564	12073	Feed Dog, 50 needle hole, for needle sizes 14 and 15, in gauges $\frac{3}{8}$, $\frac{13}{32}$, $\frac{7}{16}$ and $\frac{15}{32}$ in., for 211563
211566	12073	Feed Dog, 50 needle hole, for needle sizes 14 and 15, in gauges from $\frac{1}{2}$ to 1 in., in steps of $\frac{1}{32}$ in., for 211548, 211565 and 211577
211568	12074	Feed Dog, 50 needle hole, for needle sizes 14 and 15, in gauges from 1 to 2 in., in steps of $\frac{1}{32}$ in., for 211567 and 211581
*213604	—	Feed Driving Cam Fork Lever Slide Block with 200116c
*213605	—	Feed Driving Cam Fork Lever Slide Block
213606	13103	Feed Driving Cam Fork Lever Slide Block 213604 with 213605
203250	11007	Hook Driving Shaft Collar with two 200393c
203403	13101	Needle Bar (hollow)
203701	14501	" Holder, needles $\frac{3}{32}$ in. apart and must be set diagonally, in gauges $\frac{1}{16}$, $\frac{1}{32}$, $\frac{3}{64}$ and $\frac{1}{16}$ in., with 200068H and two 200141F, for Machine No. 22w165
203703	14501	Needle Holder, in gauges $\frac{3}{32}$, $\frac{1}{8}$ and $\frac{5}{32}$ in., with 200068H and two 200141F, for Machines Nos. 22w165 to 22w168

No.	Plate	Name
203704	14501	Needle Holder, in gauges from $\frac{3}{16}$ to $\frac{1}{2}$ in., in steps of $\frac{1}{32}$ in., with 200068H and two 200141F, for Machines Nos. 22w165 to 22w168 ..
203705	14501	Needle Holder, in gauges from $\frac{1}{16}$ to $\frac{3}{4}$ in., in steps of $\frac{1}{32}$ in., with 200068H and two 200141F, for Machines Nos. 22w165 to 22w168 ..
203706	14501	Needle Holder, in gauges from $\frac{3}{16}$ to $1\frac{1}{8}$ in., in steps of $\frac{1}{32}$ in., with 200068H and two 200141F, for Machines Nos. 22w169 and 22w170 ..
203707	14501	Needle Holder, in 2 in. gauge, with 200068H and 200141F, for Machines Nos. 22w169 and 22w170 ..
213117	13102	Tension Release Lever
211577	12075	Throat Plate, for 211566, in gauges from $\frac{1}{2}$ to 1 in., in steps of $\frac{1}{32}$ in., for Machines Nos. 22w167, 22w168 and 22w170
211584	12077	Throat Plate, for 211541, in gauges from $\frac{1}{2}$ to $\frac{3}{4}$ in., in steps of $\frac{1}{32}$ in., for Machine No. 22w165
211557	12072	Throat Plate, for 211294, 211558 and 211559, in gauges from $\frac{1}{4}$ to $1\frac{1}{2}$ in., in steps of $\frac{1}{32}$ in., for Machines Nos. 22w165 and 22w166
211563	12073	Throat Plate, for 211564, in gauges $\frac{3}{8}$, $\frac{1}{2}$, $\frac{7}{8}$ and $1\frac{1}{2}$ in., for Machine No. 22w165
211565	12073	Throat Plate, for 211566, in gauges from $\frac{1}{2}$ to 1 in., in steps of $\frac{1}{32}$ in., for Machines Nos. 22w165 and 22w170
211548	13103	Throat Plate, for 211566, in gauges from $\frac{1}{2}$ to 1 in., in steps of $\frac{1}{32}$ in., for Machines Nos. 22w165 and 22w170
Note: When ordering 211548, furnish sample of strip and state gauge required.		
211567	12074	Throat Plate, for 211568, in gauges from 1 to 2 in., in steps of $\frac{1}{32}$ in., for Machine No. 22w169
211581	12076	Throat Plate, for 211568, in gauges from 1 to 2 in., in steps of $\frac{1}{32}$ in., for Machine No. 22w170
202470	12320	Bobbin Winder Base
202471	12320	" " Frame
202472	12319	" " " Spring
202474	12320	" " Spindle

No.	Plate	Name
202477	12319	Bobbin Winder Stop Latch Thumb Lever
202480	12320	Bobbin Winder Spool Holder Base with 200355H and 202484
202481	12320	Bobbin Winder Spool Holder Base Spool Pin
202482	12319	Bobbin Winder Spool Holder Tension Disc (lower or upper)
202483	12319	Bobbin Winder Spool Holder Tension Disc Spring (brass)
202484	12319	Bobbin Winder Spool Holder Tension Disc Thread Guide
202485	12320	Bobbin Winder Spool Holder complete, Nos. 200011E, 202480, 202481, 202483, two 202482 and one wood screw 1 in., No. 13
227522	12319	Bobbin Winder Stop Latch
227523	12320	Bobbin Winder complete, Nos. 200056E, 200161D, 200221D, 201537H, 202470 to 202474, 202477, 202478, 227522, three 200299H and two round head wood screws 1 in., No. 13

NUMERICAL LIST OF PARTS
FOR
MACHINES
Nos. 22w165 to 22w170

NUMERICAL LIST OF PARTS

No.	Plate	Name
2102	10881	Bobbin Winder Tension Disc, for 225462
36578	12345	Oiler with 26579
36579	12345	" Spout, 3½ in. long, with 120117, for 36578
41400	12345	Machine Rest Pin (wood)
120117	—	Oiler Spout Washer (leather), for 36579
200002E	12338	Feed Driving Cam Fork Lever Connection Hinge Screw, for 213931
200006E	11007	Hook Saddle Screw
200011E	12319	Bobbin Winder Spool Holder Tension Disc Screw, for 202485
200027E	12338	Feed Lifting Cam Fork Pinch Screw, for 204202
200031F	12311	Feed Driving Cam Fork Lever Connection Clamp Pinch Screw, for 204194
200042F	12311	Take-up Lever Bearing Screw, for 203312 and 204554
200043C	12311	Feed Driving Cam Fork Lever Shaft Sleeve Set Screw
200043C	12311	Feed Driving Rock Shaft Center Set Screw
200043C	12311	Feed Lifting Rock Shaft Center Set Screw
200045E	12338	Feed Lifting Cam Screw, for 213157
200054E	13099	Arm Shaft Connection Screw, for 204804
200056D	10882	Bobbin Case Lever Fulcrum Screw, for 203508, 213681 and 213682 ..
200056E	10882	Bobbin Winder Stop Latch Screw, for 227523
200062H	12311	Balance Wheel Adjusting Screw ..
200065C	12338	Face Plate Screw
200068H	14501	Needle Holder Screw, for 203701 and 203703 to 203707
200072C	12308	Needle Bar Connecting Stud Pinch Screw, for 204249
200074F	12308	Presser Foot Screw, for 204251 ..
200075E	13099	Feed Dog Support Screw
200082D	10881	Bobbin Winder Tension Bracket Screw, for 225436

No.	Plate	Name
200086C	12308	Needle Bar Frame Pitman Ball Bearing Cap Screw, for 204839 ..
200098F	10438	Feed Regulating Handle Adjustable Stop Screw, for 204288
200098F	10438	Feed Regulating Handle Shaft Crank Set Screw, for 204211 ..
200105C	—	Bobbin Winder Pulley Set Screw, for 202473
200106E	12311	Feed Dog Screw
200113F	12308	" Driving Cam Fork Lever Shaft Collar Set Screw, for 204197
200141F	13102	Needle Set Screw, for 203701, 203703 to 203707, 231383, 231385 and 231386
200157B	12338	Attachment Screw
200161D	12319	Bobbin Winder Frame Spring Screw, for 227523
200161D	12319	Throat Plate Clamp Screw
200172H	13103	Presser Foot Needle Guide Screw, for 229007 and 229435
200172H	13103	Presser Foot Spring Guide Screw, for 229431
200214E	12386	Feed Bar Hinge Screw, for 203309
200221D	12319	Bobbin Winder Frame Hinge Screw, for 227523
200224H	12306	Knee Lifter Connection Lever Hinge Screw, for 227313
200237C	11137	Needle Bar Connecting Link Hinge Screw Stud, for 213675
200243E	12338	Feed Lifting Rock Shaft Slide Block Hinge Screw, for 203238 ..
200262H	12306	Knee Lifter Lifting Lever Hinge Screw, for 227313
200271E	12311	Feed Regulating Handle Shaft Crank Link Hinge Screw (lower)
200278H	12311	Arm Cap Screw
200291E	10438	Feed Regulating Handle Shaft Crank Link Hinge Screw (upper), for 204298
200299H	10882	Bobbin Winder Stop Latch Thumb Lever Joint Screw, for 227523 ..
200299H	10882	Bobbin Winder Stop Latch Thumb Lever Hinge Screw, for 227523 ..
200299H	10882	Bobbin Winder Stop Latch Trip Lever Hinge Screw, for 225436 and 227523
200300C	12309	Thread Controller Roller Screw, for 205987

No.	Plate	Name
200309E	12309	Tension Release Lever Screw, for 213676
200328C	12311	Balance Wheel Position Screw, for 204805
200335C	12311	Balance Wheel Set Screw, for 204805
200335C	12311	Take-up Cam Set Screw, for 213115
200341C	—	Arm Shaft Bushing (back) Set Screw
200352C	—	Arm Shaft Bushing (front) Set Screw
200355H	12319	Bobbin Winder Spool Holder Ten- sion Disc Screw Set Screw, for 202480
200362C	12311	Feed Regulating Handle Shaft Sleeve Set Screw
200362C	12311	Hook Counter Shaft Driving Gear Set Screw, for 203245
200362C	12311	Hook Driving Shaft Bushing Set Screw, for 213098, 213119, 213680 and 213683
200362C	12311	Presser Bar Lifting Bracket Posi- tion Guide Set Screw
200363C	12338	Thread Unwinder Thread Eyelet Rod Set Screw, for 202488 and 227499
200366H	12309	Thread Controller Spring Stud Set Screw for 213118
200368H	12309	Thread Retainer Stud Set Screw, for 213118
200380C	12319	Needle Bar Connecting Link Hinge Screw Stud Set Screw, for 213675
200382C	11137	Feed Driving Cam Set Screw, for 203233
200382C	11137	Needle Bar Frame Driving Crank Set Screw, for 204830
200383C	12311	Feed Driving Rock Shaft Crank Set Screw, for 204200
200383C	12311	Hook Bevel Pinion Set Screw, for 203242
200383C	12311	Hook Counter Shaft Gear Set Screw, for 203246
200383C	12311	Needle Bar Frame Position Stud (lower) Set Screw
200383C	12311	Needle Bar Frame Position Stud (upper) Set Screw
200383C	12311	Take-up Cam Position Screw Check Screw, for 213115
200383C	12311	Thread Unwinder Spool Rest Rod Set Screw, for 202490

No.	Plate	Name
200383C	12311	Thread Unwinder Spool Rest Set Screw, for 202488
200387C	13102	Needle Bar Frame Driving Crank Connection Bell Crank Set Screw, for 203114
200387C	13102	Presser Bar Lifting Bracket Set Screw, for 204846
200393C	11007	Hook Counter Shaft Collar Set Screw, for 203244
200393C	11007	Hook Driving Shaft Collar Set Screw, for 203250 and 213141 ..
200396C	13103	Thread Unwinder Thread Eyelet Rod Clamp Set Screw, for 227606
200397H	12309	Face Plate Thread Guide Set Screw, for 213118
200397H	12309	Tension Stud Set Screw, for 213118
200399C	11806	Presser Bar Bushing Set Screw ..
200430C	12311	Take-up Cam Position Screw, for 213115
200437C	12311	Feed Driving Cam Position Screw, for 203233
200439C	12311	Hook Counter Shaft Driving Gear Position Screw, for 203245
200447C	11806	Needle Bar Frame Driving Crank Connection Bell Crank Position Screw, for 203114
200494B	13102	Presser Bar Thumb Screw (pressure regulating)
200502B	11806	Arm Shaft Bushing (front) Oil Packing Thumb Screw
200516E	12311	Hook Driving Shaft Bearing Screw, for 213098, 213119, 213680 and 213683
200522C	12319	Knee Lifter Rock Lever Knee Plate Arm Set Screw, for 227781
200526C	12319	Knee Lifter Rock Lever Knee Plate Set Screw, for 202453
200529C	12319	Knee Lifter Rock Lever Rod Set Screw, for 227781
200550C	12311	Presser Bar Lifter Hinge Screw ..
200555H	11007	Hook Bevel Gear Socket Screw, for 203528, 213797 and 213798
200570E	12311	Bed Hinge Connection Screw
200577H	12311	Thread Controller Plate Screw, for 213676
200577H	12311	Throat Plate Screw
200581H	12309	Thread Controller Spring Guard Screw, for 205987

No.	Plate	Name
200594C	13099	Bobbin Case Tension Spring Screw, for 203521
200632B	12309	Tension Stud, for 204272
200668C	10438	Feed Driving Cam Fork Lever Con- nection Clamp Screw Stud, for 204193
200685E	12338	Tension Release Lever Position Screw, for 213118
200737C	11806	Needle Bar Frame Pitman Ball Screw, for 200878
200840E	11007	Hook Counter Shaft Oil Packing (wick) Stop Screw, for 213098, 213119, 213680, 213682 and 213683
200878	—	Needle Bar Frame Pitman Ball Screw 200737C with 201524E, for 204641
200932C	11806	Needle Bar Frame Driving Crank Connection Bearing (lower) Hinge Screw, for 203154
200932C	11806	Needle Bar Frame Driving Crank Connection Bearing (upper) Hinge Screw, for 203156
200932C	11806	Needle Bar Frame Pitman Bearing Hinge Screw, for 203156
200963E	12311	Arm Screw
200984C	13099	Bobbin Case Tension Spring Regu- lating-Screw, for 203521
201030F	13102	Needle Holder Screw, for 231383, 231385 and 231386
201253F	13099	Hook Gib Screw, for 203523
201499B	10881	Bobbin Winder Tension Stud, for 225461
201522E	12338	Feed Driving Cam Fork Lever Con- nection Hinge Screw Nut, for 213931
201524E	12338	Feed Driving Cam Fork Lever Shaft Sleeve Set Screw Nut
201524E	12338	Needle Bar Frame Pitman Ball Screw Nut, for 200878
201525E	12386	Feed Bar Hinge Screw Nut, for 203309
201525E	12386	Feed Driving Cam Fork Lever Con- nection Clamp Screw Stud Nut, for 204193
201525E	12386	Needle Bar Frame Driving Crank Connection Bearing (lower) Hinge Screw Nut, for 203154
201525E	12386	Needle Bar Frame Driving Crank Connection Bearing (upper) Hinge Screw Nut, for 203156

No.	Plate	Name
201525E	12386	Needle Bar Frame Pitman Bearing Hinge Screw Nut, for 203156
201528C	13102	Needle Bar Frame Driving Crank Connection Bearing Check Nut, for 215652
201528C	13102	Needle Bar Frame Pitman Bearing Check Nut (left or right), for 204642
201531E	12308	Feed Lifting Rock Shaft Slide Block Hinge Screw Nut, for 203238
201535E	13099	Feed Dog Support Screw Nut
201537H	12319	Bobbin Winder Stop Latch Thumb Lever Joint Screw Nut, for 227523
201572B	10881	Bobbin Winder Tension Stud Thumb Nut, for 225462
201572B	10881	Tension Thumb Nut, for 204272 ..
201816	13102	Take-up Lever Roller, for 203312 and 204554
202005	12308	Arm Screw Washer
202036	12338	" Shaft Bushing (front) Posi- tion Pin, for 204802
202036	12338	Feed Regulating Handle Stop Pin, for 204800
*202056	—	Bobbin Case Latch Pin, for 203521
202062	12308	Throat Plate Position Pin, for 213098, 213119, 213680 and 213683
202075	12309	Tension Release Plunger, for 204272
202084	12309	Thread Controller Roller Guard Washer, for 205987
202087	13102	Thread Controller Spring Stop, for 213118
202088	13102	Thread Controller Spring Stud with 204925, for 213676
202090	12309	Presser Foot Hinge Pin
202090	12309	Tension Disc Position Pin, for 213118
202091	12309	Thread Retainer Sleeve, for 204059
202092	12309	" " Spring, for 204059 ..
202098	12309	" Controller Roller, for 205987
202126	12308	Feed Lifting Cam Position Pin, for 213007
202126	12308	Hook Driving Shaft Bearing Posi- tion Pin
202203	—	Knee Lifter Rock Lever Knee Plate 202453 with 202454, for 227787 ..
202248	13103	Arm Cap Screw Washer

No.	Plate	Name
202258	12345	Bed Hinge Connection
202260	—	Arm Shaft Bushing (back) Oil Packing (wick), for 204801
202260	—	Arm Shaft Bushing (front) Oil Packing (wick), for 204802
202276	12308	Feed Lifting Rock Shaft Slide Block, for 203238
202277	—	Bobbin Winder Frame Oil Packing (wick), for 225453
202277	—	Needle Bar Connecting Stud Oil Packing (wick), for 204249
202299	—	Hook Counter Shaft Oil Packing (wick), for 213098, 213119, 213680, 213682 and 213683
202299	—	Hook Driving Shaft Bearing Oil Packing (wick), for 203248
202299	—	Hook Driving Shaft Bushing Oil Packing (wick)
202302	12306	Knee Lifting Connection Lever Lift- ing Rod Cotter Pin, for 227309 ..
202305	13099	Feed Driving Rock Shaft Center ..
202305	13099	" Lifting Rock Shaft Center ..
202402	12309	Tension Disc, for 204272
202407	10881	Bobbin Winder Tension Spring, for 225462
202407	10881	Tension Spring, for 204272
202445	13100	Knee Lifter Connection Lever with 202446, for 227313
202446	12306	Knee Lifter Connection Lever Pin, for 202445
202451	13100	Knee Lifter Rock Lever Lug with two wood screws $\frac{3}{8}$ in., No. 13H, for 227782
202452	12319	Knee Lifter Rock Lever Lug Hinge Pin, for 227782
202453	13100	Knee Lifter Rock Lever Knee Plate with 200526c, for 202203
202454	13100	Knee Lifter Rock Lever Knee Plate Arm (long), for 202203

Nos. 202470 to 202472 (obsolete), for 227523.

202470	12320	Bobbin Winder Base
202471	12320	" " Frame
202472	12319	" " " Spring
202473	12320	" " Pulley with 200105c, for 225436 and 227523
202474	12320	Bobbin Winder Spindle (obsolete), for 227523

No.	Plate	Name
202477	12319	Bobbin Winder Stop Latch Thumb Lever (obsolete), for 227523
202478	10882	Bobbin Winder Stop Latch Trip Lever, for 225436 and 227523

Nos. 202480 to 202483 (obsolete), for 202485.

202480	12320	Bobbin Winder Spool Holder Base with 200355H and 202484
202481	12320	Bobbin Winder Spool Holder Base Spool Pin
202482	12319	Bobbin Winder Spool Holder Tension Disc (lower or upper)
202483	12319	Bobbin Winder Spool Holder Tension Disc Spring (brass)
202484	12319	Bobbin Winder Spool Holder Tension Disc Thread Guide (obsolete), for 202480
202485	12320	Bobbin Winder Spool Holder complete, Nos. 200011E, 202480, 202481, 202483, two 202482 and one wood screw 1 in., No. 13 (obsolete) ..
202486	—	Thread Unwinder Spool Pin, for 202488 and 227499
202487	—	Thread Unwinder Spool Rest, for 202488

Nos. 202488 to 202492, for 227500.

202488	10838	Thread Unwinder Spool Rest 202487 with 200363c, 200383c and two 202486
202489	10838	Thread Unwinder Spool Rest Rod
202490	10838	" " " Stand with 200383c
202491	—	Thread Unwinder Spool Washer (steel)
202492	—	Thread Unwinder Spool Weight with 202493
202493	—	Thread Unwinder Spool Weight Center with 202793 and 203163, for 202492
202622	12306	Feed Regulating Handle Shaft Sleeve Washer, for 204288
202622	12306	Hook Saddle Screw Washer
202793	—	Thread Unwinder Spool Weight Thread Guide, for 202493
202794	10838	Thread Unwinder Thread Eyelet Rod, for 227500

No.	Plate	Name
202899	11137	Needle Bar Frame Driving Crank Connection Bell Crank Stud
202989	13103	Presser Foot Spring, for 221420, 229240, 229310 and 231270
202993	—	Presser Foot Shank, for 221420, 229310 and 231270
202996	—	Presser Foot Shank, for 229240 ..
203114	11806	Needle Bar Frame Driving Crank Connection Bell Crank with 200387c and 200447c, for 203156 ..
203154	—	Needle Bar Frame Driving Crank 204830 with 200932c, 201525E and 203155
203155	11806	Needle Bar Frame Driving Crank Connection Bearing (lower), for 203154
203155	11806	Needle Bar Frame Driving Crank Connection Bearing (upper), for 203156
203155	11806	Needle Bar Frame Pitman Bearing (right hand), for 203156
203156	11137	Needle Bar Frame Driving Crank Connection Bell Crank 203114 with two each 200932c, 201525E and 203155
203163	—	Thread Unwinder Spool Weight Center Bushing, for 202493
203172	13102	Take-up Cam Friction Washer
203214	13099	Bobbin Case Tension Spring, for 203521
203216	—	Bobbin Case Washer (cloth), for 203521
203233	12305	Feed Driving Cam with 200382c and 200437c
203238	12308	Feed Lifting Rock Shaft Slide Block 202276 with 200243E and 201531E, for 203315
203242	11007	Hook Bevel Pinion, 24 teeth, with two 200383c
203244	11007	Hook Counter Shaft Collar with two 200393c
203245	11007	Hook Counter Shaft Driving Gear, 44 teeth, with 200362c and 200439c, for 213157
203246	11007	Hook Counter Shaft Gear, 22 teeth, with two 200383c
203248	12334	Hook Driving Shaft Bearing with 202299, for 213098, 213119, 213680 and 213683

No.	Plate	Name
203249	11007	Hook Driving Shaft Bushing (eccentric), for 213098 and 213119 ..
203250	11007	Hook Driving Shaft Collar with two 200393c (obsolete)
203301	12334	Bed Slide (front), for Machines Nos. 22w165 to 22w168
203303	12334	Feed Bar with 204189, for 203309 ..
203305	12334	" Lifting Rock Shaft, for 203315
203306	13101	Hook Counter Shaft, for Machines Nos. 22w165 to 22w168
203309	—	Feed Bar 203303 with 200214E, 201525E and 204200
203311	13102	Take-up Lever, for 221454
203312	—	Take-up Lever complete, Nos. 200042F, 201816 and 221454
203313	12386	Thread Guide
203315	12334	Feed Lifting Rock Shaft 203305 with 203238
203329	13101	Bed Slide (back)
203352	13100	Hook Driving Shaft, for Machines Nos. 22w169 and 22w170
203403	13101	Needle Bar (hollow) (obsolete) ..
203470	13099	Bobbin
203473	13099	" Case Latch Plunger, for 203521
203474	13099	Bobbin Case Latch Spring, for 203521
203476	—	Bobbin Case Lever Eccentric, for 203527
203478	13099	Bobbin Case Lever Slide Stud, for 203528, 213797 and 213798
203499	13099	Bobbin Case Lever, for 203528, 213797 and 213798
203506	13099	Bobbin Case Lever Fulcrum, for 203528
203508	11239	Hook Saddle (left or right) with 200056D, for 203528
*203520	—	Bobbin Case, for 203521
203521	11238	Bobbin Case complete, Nos. 200594c, 200984c, 202056, 203214, 203216, 203473, 203474, 203520 and 203648, for 203524
*203522	—	Hook (sewing), for 203523
203523	11238	" 203522 with 203525 and two 201253F, for 203524
203524	11238	Hook and Bobbin Case complete, Nos. 203521 and 203523, for 203528, 213797 and 213798
203525	11238	Hook Gib, for 203523

No.	Plate	Name
203527	11238	Hook Washer 213037 with 203476 and two 204243, for 203528, 213797 and 213798
203528	11239	Hook Saddle (left or right) complete, Nos. 200555H, 203478, 203499, 203506, 203508, 203524, 203527 and 213810, for 203529
203529	—	Hook Saddle Combination (left and right) complete, Nos. two 203528, for Machines Nos. 22w165 to 22w168
203648	13099	Bobbin Case Latch, for 203521
203695	11806	Tension Release Slide Spring, for 204848
203701	14501	Needle Holder, needles $\frac{3}{32}$ in. apart and must be set diagonally, in gauges $\frac{1}{16}$, $\frac{1}{8}$, $\frac{3}{16}$ and $\frac{1}{4}$ in., with 200068H and two 200141F (obsolete), for Machine No. 22w165 ..

Nos. 203703 to 203707 (obsolete).

203703	14501	Needle Holder, in gauges $\frac{3}{32}$, $\frac{1}{8}$ and $\frac{5}{32}$ in., with 200068H and two 200141F, for Machines Nos. 22w165 to 22w168
203704	14501	Needle Holder, in gauges from $\frac{1}{16}$ to $\frac{1}{2}$ in., in steps of $\frac{1}{32}$ in., with 200068H and two 200141F, for Machines Nos. 22w165 to 22w168 ..
203705	14501	Needle Holder, in gauges from $\frac{1}{16}$ to $\frac{3}{4}$ in., in steps of $\frac{1}{32}$ in., with 200068H and two 200141F, for Machines Nos. 22w165 to 22w168 ..
203706	14501	Needle Holder, in gauges from $\frac{3}{32}$ to $1\frac{1}{8}$ in., in steps of $\frac{1}{32}$ in., with 200068H and two 200141F, for Machines Nos. 22w169 and 22w170 ..
203707	14501	Needle Holder, in 2 in. gauge, with 200068H and two 200141F, for Machines Nos. 22w169 and 22w170 ..
203779	13102	Presser Bar Bushing
204058	12309	Thread Retainer Stud, for 204059 ..
204059	12309	Thread Retainer complete, Nos. 202091, 202092 and 204058, for 213676
204163	12305	Arm Cap
204185	13099	Face Plate Thread Guide, for 213118
204189	12306	Feed Bar Spring Hook, for 203303 and 204200

No.	Plate	Name
204192	—	Feed Driving Cam Fork Lever with 204195 and 204293, for 204198 ..
204193	12334	Feed Driving Cam Fork Lever Con- nection with 200668c and 201525E, for 213931
204194	12306	Feed Driving Cam Fork Lever Con- nection Clamp with 200031F, for 204198
*204195	—	Feed Driving Cam Fork Lever Shaft, for 204192
204196	13099	Feed Driving Cam Fork Lever Shaft Sleeve (split)
204197	12306	Feed Driving Cam Fork Lever Shaft Collar with 200113F
204198	12334	Feed Driving Cam Fork Lever com- plete, Nos. 204192 and 204194 ..
204200	12305	Feed Driving Rock Shaft Crank with 204189 (on left side) and two 200383c, for 203309
204202	12308	Feed Lifting Cam Fork with 200027E
204206	12306	" Regulating Handle, for 204288
204208	10438	" " " Adjustable Stop, for 204288
204209	10438	Feed Regulating Handle Position Pin, for 204288
204211	12306	Feed Regulating Handle Shaft Crank with 200098F, for 204298 ..
204212	10438	Feed Regulating Handle Shaft Crank Link, for 204298
204213	10438	Feed Regulating Handle Shaft Sleeve (split), for 204288
204235	11806	Arm Position Pin
204243	13099	Bobbin Case Lever Eccentric Posi- tion Pin, for 203527
204249	12308	Needle Bar Connecting Stud with 200072c and 202277
204251	12334	Presser Bar (hollow) with 200074F
204252	12308	" " Lifter
204254	13102	" " Lifting Bracket Posi- tion Guide
204255	—	Presser Bar Spring, for Machines Nos. 22w165 and 22w167
204258	12386	Presser Bar Spring (heavy), for Machines Nos. 22w166 and 22w168 to 22w170
204263	12386	Take-up Lever Bearing with 204264, for 206601 and 221454
204264	12306	Take-up Lever Bearing Position Pin, for 204263

No.	Plate	Name
204271	12309	Tension Washer, for 204272
204272	12309	Tension complete, Nos. 200632B, 201572B, 202075, 202407, 204271 and two 202402, for 213676
204274	12309	Thread Controller Plate, for 205987
204275	12309	" " Roller Guard, for 205987
204276	12309	Thread Controller Spring, for 204280
204280	12309	Thread Controller and Spring com- plete, Nos. 204276 and 205987, for 213676
204281	12309	Thread Retainer Guide Wire, for 213118
204288	13101	Feed Regulating Handle 204206 with 200098F, 202622, 204208, 204209, 204213, 204289 and 204925, for 204298
204289	11806	Feed Regulating Handle Shaft, for 204288
204293	12308	Feed Driving Cam Fork Lever Shaft Position Pin, for 204192
204298	—	Feed Regulating Handle complete, Nos. 200291E, 204211, 204212 and 204288
204333	12309	Thread Controller Spring Guard, for 205987
204553	12386	Take-up Lever, for 206601
204554	12386	Take-up Lever complete, Nos. 200042F, 201816 and 206601, for Machines Nos. 22w166 and 22w168 to 22w170
204556	12386	Thread Guide
204641	11137	Needle Bar Frame Pitman Ball Bearing 204839 with 200878
204642	—	Needle Bar Frame Pitman 204838 with two 201528c
*204800	—	Arm with 202036
204801	11144	" Shaft Bushing (back) with 202260
204802	11144	Arm Shaft Bushing (front) with 202036 and 202260
204804	—	Arm Shaft Connection with four 200054E
204805	13100	Balance Wheel, 5 $\frac{1}{4}$ in. diam. (belt groove 2 $\frac{3}{4}$ in. diam.), with 200328c and 200335c
204821	13100	Feed Driving Rock Shaft, for 213931
204829	11807	Needle Bar Frame

No.	Plate	Name
204830	13102	Needle Bar Frame Driving Crank with two 200382c, for 203154
204832	13101	Needle Bar Frame Driving Crank Connection ($9\frac{1}{2}$ in. long), for 215652
204838	13101	Needle Bar Frame Pitman ($7\frac{1}{2}$ in. long), for 204642
*204839	—	Needle Bar Frame Pitman Ball Bearing with 204840 and two 200086c, for 204641
*204840	—	Needle Bar Frame Pitman Ball Bearing Cap, for 204839
204843	11137	Needle Bar Frame Position Stud (lower)
204844	11806	Needle Bar Frame Position Stud (upper)
204846	13102	Presser Bar Lifting Bracket 208609 with 200387c
204848	11806	Tension Release Slide with 203695
204925	12306	Feed Regulating Handle Adjustable Stop Screw Washer, for 204288 ..
204925	12306	Thread Controller Spring Stud Washer, for 202088
205987	12309	Thread Controller complete, Nos. 200300c, 200581H, 202084, 202098, 204274, 204275 and 204333, for 204280
206601	—	Take-up Lever 204553 with 204263, for 204554
208609	—	Presser Bar Lifting Bracket, for 204846
211294	12072	Feed Dog, 40 needle hole, for needle sizes 20 and 22, in gauges $\frac{3}{32}$, $\frac{1}{16}$, $\frac{1}{8}$, $\frac{3}{16}$ and $\frac{1}{4}$ in. (obsolete), for 211557
211295	12072	Feed Dog, 40 needle hole, for needle sizes 20 and 22, in gauges $\frac{3}{32}$, $\frac{1}{16}$, $\frac{7}{32}$ and $\frac{1}{4}$ in., for 211551 and 222200
211541	13103	Feed Dog, 50 needle hole, for needle sizes 14 and 15, in gauges from $\frac{1}{2}$ to 1 in., in steps of $\frac{1}{32}$ in. (obsolete), for 211584
211547	11842	Presser Foot (hinged) complete, 53 needle hole, in gauges from $\frac{1}{16}$ to $\frac{5}{8}$ in., in steps of $\frac{1}{32}$ in., Nos. 223309, 229233 and 230795, for Machine No. 22w167

No.	Plate	Name
211548	13103	Throat Plate (obsolete), for 211566, in gauges from $\frac{1}{2}$ to 1 in., in steps of $\frac{1}{32}$ in., for Machines Nos. 22w165 and 22w170
Note: When ordering 211548, furnish sample of strip and state gauge required.		
211551	12072	Throat Plate, for 211295, 211552 and 211553, in gauges from $\frac{3}{32}$ to $\frac{1}{4}$ in., in steps of $\frac{1}{32}$ in., for Machines Nos. 22w165 and 22w166
211552	12072	Feed Dog, 50 needle hole, for needle sizes 14 and 15, in gauges from $\frac{3}{32}$ to $\frac{1}{4}$ in., in steps of $\frac{1}{32}$ in., for 211551 and 222200
211553	12072	Feed Dog, 46 needle hole, for needle sizes 16 and 18, in gauges $\frac{1}{8}$, $\frac{5}{32}$, $\frac{3}{16}$, $\frac{7}{32}$ and $\frac{1}{4}$ in., for 211551 and 222200
211554	12072	Throat Plate, for 211555, 211556 and 211580, in gauges from $\frac{1}{4}$ to $\frac{11}{16}$ in., in steps of $\frac{1}{32}$ in., for Machines Nos. 22w165 and 22w166..
211555	12072	Feed Dog, 50 needle hole, for needle sizes 14 and 15, in gauges from $\frac{1}{4}$ to $\frac{11}{16}$ in., in steps of $\frac{1}{32}$ in., for 211554, 211576, 211586 and 212096
211556	12072	Feed Dog, 46 needle hole, for needle sizes 16 and 18, in gauges from $\frac{1}{4}$ to $\frac{11}{16}$ in., in steps of $\frac{1}{32}$ in., for 211554, 211576, 211586 and 212096

Nos. 211557 to 211559 (obsolete).

211557	12072	Throat Plate, for 211294, 211558 and 211559, in gauges from $\frac{1}{4}$ to $\frac{11}{16}$ in., in steps of $\frac{1}{32}$ in., for Machines Nos. 22w165 and 22w166
211558	12072	Feed Dog, 50 needle hole, for needle sizes 14 and 15, in gauges $\frac{3}{32}$, $\frac{1}{8}$, $\frac{11}{32}$, $\frac{3}{8}$ and $\frac{13}{32}$ in., for 211557
211559	12072	Feed Dog, 46 needle hole, for needle sizes 16 and 18, in gauges $\frac{3}{32}$, $\frac{1}{8}$, $\frac{11}{32}$, $\frac{3}{8}$ and $\frac{13}{32}$ in., for 211557
211560	12073	Throat Plate, for 211561, 211562 and 211616, in gauges $\frac{3}{32}$, $\frac{1}{8}$, $\frac{11}{32}$, $\frac{3}{8}$ and $\frac{13}{32}$ in., for Machines Nos. 22w165 and 22w166
211561	12073	Feed Dog, 50 needle hole, for needle sizes 14 and 15, in gauges $\frac{3}{32}$, $\frac{1}{8}$, $\frac{11}{32}$, $\frac{3}{8}$ and $\frac{13}{32}$ in., for 211560

Numerical List of Parts

No.	Plate	Name
211562	12073	Feed Dog, 46 needle hole, for needle sizes 16 and 18, in gauges $\frac{3}{32}$, $\frac{5}{16}$, $\frac{11}{32}$, $\frac{3}{8}$ and $\frac{13}{32}$ in., for 211560
Nos. 211563 to 211568 (obsolete).		
211563	12073	Throat Plate, for 211564, in gauges $\frac{3}{8}$, $\frac{13}{32}$, $\frac{7}{16}$ and $\frac{15}{32}$ in., for Machine No. 22w165
211564	12073	Feed Dog, 50 needle hole, for needle sizes 14 and 15, in gauges $\frac{3}{8}$, $\frac{13}{32}$, $\frac{7}{16}$ and $\frac{15}{32}$ in., for 211563
211565	12073	Throat Plate, for 211566, in gauges from $\frac{1}{2}$ to 1 in., in steps of $\frac{1}{32}$ in., for Machines Nos. 22w165 and 22w170
211566	12073	Feed Dog, 50 needle hole, for needle sizes 14 and 15, in gauges from $\frac{1}{2}$ to 1 in., in steps of $\frac{1}{32}$ in., for 211548, 211565 and 211577
211567	12074	Throat Plate, for 211568, in gauges from 1 to 2 in., in steps of $\frac{1}{32}$ in., for Machine No. 22w169
211568	12074	Feed Dog, 50 needle hole, for needle sizes 14 and 15, in gauges from 1 to 2 in., in steps of $\frac{1}{32}$ in., for 211567 and 211581
211569	12074	Throat Plate, for 211570, 211571 and 211996, in gauges from 1 to 2 in., in steps of $\frac{1}{32}$ in., for Machine No. 22w169
211570	12074	Feed Dog, 46 needle hole, for needle sizes 16 and 18, in gauges from 1 to 2 in., in steps of $\frac{1}{32}$ in., for 211569 and 221416
211571	12074	Feed Dog, 40 needle hole, for needle sizes 20 and 22, in gauges from 1 to 2 in., in steps of $\frac{1}{32}$ in., for 211569 and 221416
211572	12075	Throat Plate, for 211573, 211574 and 221412, in gauges $\frac{3}{32}$, $\frac{1}{8}$, $\frac{5}{32}$, $\frac{3}{16}$ and $\frac{7}{32}$ in., for Machines Nos. 22w165 and 22w166
211573	12075	Feed Dog, 50 needle hole, for needle sizes 14 and 15, in gauges $\frac{3}{32}$, $\frac{1}{8}$, $\frac{5}{32}$, $\frac{3}{16}$ and $\frac{7}{32}$ in., for 211572, 211575 and 211585
211574	12075	Feed Dog, 46 needle hole, for needle sizes 16 and 18, in gauges $\frac{1}{8}$, $\frac{5}{32}$, $\frac{3}{16}$ and $\frac{7}{32}$ in., for 211572, 211575 and 211585

No.	Plate	Name
211575	12075	Throat Plate, for 211573, 211574 and 221412, in gauges $\frac{3}{32}$, $\frac{1}{8}$, $\frac{5}{32}$, $\frac{3}{16}$ and $\frac{7}{32}$ in., for Machines Nos. 22w167 and 22w168
211576	12075	Throat Plate, for 211555, 211556 and 211580, in gauges from $\frac{1}{4}$ to $\frac{13}{32}$ in., in steps of $\frac{1}{32}$ in., for Machines Nos. 22w167 and 22w168

Nos. 211577 to 211579 (obsolete), for Machines Nos. 22w167 and 22w168.

211577	12075	Throat Plate, for 211566, in gauges from $\frac{1}{2}$ to 1 in., in steps of $\frac{1}{32}$ in., also for Machine No. 22w170 ..
211580	12072	Feed Dog, 40 needle hole, for needle sizes 20 and 22, in gauges from $\frac{1}{4}$ to $\frac{13}{32}$ in., in steps of $\frac{1}{32}$ in., for 211554, 211576, 211586 and 212096
211581	12076	Throat Plate (obsolete), for 211568, in gauges from 1 to 2 in., in steps of $\frac{1}{32}$ in., for Machine No. 22w170
211582	12076	Throat Plate, for 211583, in gauges $\frac{3}{16}$, $\frac{7}{32}$, $\frac{1}{4}$, $\frac{9}{32}$ and $\frac{5}{16}$ in., for Machines Nos. 22w165 and 22w166
211583	12076	Feed Dog, 50 needle hole, for needle sizes 14 and 15, in gauges $\frac{3}{16}$, $\frac{7}{32}$, $\frac{1}{4}$, $\frac{9}{32}$ and $\frac{5}{16}$ in., for 211582
211584	12077	Throat Plate (obsolete), for 211541, in gauges from $\frac{1}{2}$ to $\frac{3}{4}$ in., in steps of $\frac{1}{32}$ in., for Machine No. 22w165

Nos. 211585 to 211588, for Machines Nos. 22w165 and 22w166.

211585	12077	Throat Plate, for 211573, 211574 and 221412, in gauges $\frac{3}{32}$, $\frac{1}{8}$, $\frac{5}{32}$ and $\frac{3}{16}$ inch
		Note: When ordering 211585, furnish sample of strip and state gauge required.
211586	12077	Throat Plate (strip), for 211555, 211556 and 211580, in gauges from $\frac{1}{4}$ to $\frac{13}{32}$ in., in steps of $\frac{1}{32}$ inch..
		Note: When ordering 211586, furnish sample of strip and state gauge required.
211587	12077	Throat Plate, for 211588, in gauges $\frac{1}{32}$, $\frac{3}{64}$, $\frac{1}{16}$ and $\frac{3}{32}$ inch

No.	Plate	Name
211588	12077	Feed Dog, 50 needle hole, for needle sizes 14 and 15, in gauges $\frac{1}{32}$, $\frac{3}{32}$ and $\frac{1}{16}$ in., for 211587
211606	11828	Feed Dog, 50 needle hole, for needle sizes 14 and 15, in gauges from $\frac{1}{16}$ to $\frac{3}{32}$ in., in steps of $\frac{1}{32}$ in., for 211609, 211610, 212000 and 212092
211607	11828	Feed Dog, 46 needle hole, for needle sizes 16 and 18, in gauges from $\frac{1}{16}$ to $\frac{3}{32}$ in., in steps of $\frac{1}{32}$ in., for 211609, 211610, 212000 and 212092
211608	11828	Feed Dog, 40 needle hole, for needle sizes 20 and 22, in gauges from $\frac{1}{16}$ to $\frac{3}{32}$ in., in steps of $\frac{1}{32}$ in., for 211609, 211610, 212000, 212092 and 221460
211609	11828	Throat Plate, for 211606 to 211608, in gauges from $\frac{1}{16}$ to $\frac{3}{32}$ in., in steps of $\frac{1}{32}$ in., for Machines Nos. 22w165, 22w166 and 22w169
211610	11827	Throat Plate, for 211606 to 211608, in gauges from $\frac{1}{16}$ to $\frac{3}{32}$ in., in steps of $\frac{1}{32}$ in., for Machines Nos. 22w167, 22w168 and 22w170
211616	12073	Feed Dog, 40 needle hole, for needle sizes 20 and 22, in gauges $\frac{3}{32}$, $\frac{1}{16}$, $\frac{1}{8}$, $\frac{3}{8}$ and $\frac{1}{2}$ in., for 211560
211996	12074	Feed Dog, 50 needle hole, for needle sizes 14 and 15, in gauges from 1 to 2 in., in steps of $\frac{1}{32}$ in., for 211569 and 221416
211997	11828	Feed Dog, 50 needle hole, for needle sizes 14 and 15, in gauges from $\frac{1}{16}$ to $\frac{3}{32}$ in., in steps of $\frac{1}{32}$ in., for 212000
211998	11828	Feed Dog, 46 needle hole, for needle sizes 16 and 18, in gauges from $\frac{1}{16}$ to $\frac{3}{32}$ in., in steps of $\frac{1}{32}$ in., for 212000
211999	11828	Feed Dog, 40 needle hole, for needle sizes 20 and 22, in gauges from $\frac{1}{16}$ to $\frac{3}{32}$ in., in steps of $\frac{1}{32}$ in., for 212000
212000	11828	Throat Plate, for 211606 to 211608 and 211997 to 211999, in gauges from $\frac{1}{16}$ to $\frac{3}{32}$ in., in steps of $\frac{1}{32}$ in., for Machines Nos. 22w165, 22w166 and 22w169

No.	Plate	Name
212092	11827	Throat Plate (strip), for 211606 to 211608, in gauges from $\frac{7}{16}$ to $\frac{31}{32}$ in., in steps of $\frac{1}{32}$ in., for Machines Nos. 22w165, 22w166 and 22w169
		Note: When ordering 212092, furnish sample of strip and state gauge required.
212096	11827	Throat Plate, for 211555, 211556 and 211580, in gauges from $\frac{1}{4}$ to $\frac{11}{16}$ in., in steps of $\frac{1}{32}$ in., for Machines Nos. 22w165 and 22w166
		Note: When ordering 212096, furnish sample of strip and state gauge required.
212253	11828	Feed Dog, 50 needle hole, for needle sizes 14 and 15, in gauges $\frac{11}{16}$, $\frac{3}{4}$ and $\frac{13}{16}$ in., for 212254
212254	11828	Throat Plate, for 212253, in gauges $\frac{11}{16}$, $\frac{3}{4}$ and $\frac{13}{16}$ in., for Machines Nos. 22w165 and 22w166
213007	13099	Feed Lifting Cam with 202126, for 213157
213037	—	Hook Washer, for 203527
*213098	—	Bed with 202062, 203248, 203249, two each 200362c, 200516E, 200840E and 202299, for Machines Nos. 22w167 and 22w168
213113	—	Arm Shaft
213115	13101	Take-up Cam with 200335c, 200383c and 200430c, for 213675
213116	13100	Hook Driving Shaft, for Machines Nos. 22w165 to 22w168
213117	13102	Tension Release Lever (obsolete)
213118	—	Face Plate with 200366H, 200685E, 202087, 204185, two each 200368H, 202090, 204281 and three 200397H, for 213676
*213119	—	Bed with 202062, 203248, 203249, two each 200362c, 200516E, 200840E and 202299, for Machines Nos. 22w165 and 22w166
213124	13103	Hook Driving Shaft Bushing (eccentric), for 213680 and 213683 ..
213136	11807	Hook Counter Shaft, for Machines Nos. 22w169 and 22w170
213141	13099	Hook Driving Shaft Collar with two 200393c
213157	13101	Hook Counter Shaft Driving Gear 203245 with 200045E and 213007 ..

No.	Plate	Name
213283	11137	Needle Bar Connecting Link, for 213675
Nos. 213604 to 213606 (obsolete).		
*213604	—	Feed Driving Cam Fork Lever Slide Block with 200116c, for 213606 ..
*213605	—	Feed Driving Cam Fork Lever Slide Block, for 213606
213606	13103	Feed Driving Cam Fork Lever Slide Block 213604 with 213605
213675	11144	Take-up Cam complete, Nos. 200237c, 200380c, 213115 and 213283
213676	13100	Face Plate complete, Nos. 200309E, 200577H, 202088, 204280, 213118, 223311, two each 204059 and 204272
*213680	—	Bed with 200840E, 202062, 202299, 203248, 213124, two each 200362c and 200516E, for Machine No. 22w169
213681	11807	Hook Saddle (right) with 200056D, for 213797
213682	11807	Hook Saddle (left) with 200056D, 200840E and 202299, for 213798..
*213683	—	Bed with 200840E, 202062, 202299, 203248, 213124, two each 200362c and 200516E, for Machine No. 22w170
213750	11807	Bed Slide (front), for Machines Nos. 22w169 and 22w170
213797	11273	Hook Saddle (right) complete, Nos. 200555H, 203478, 203499, 203524, 203527, 213681, 213810 and 223371, for 213799
213798	11273	Hook Saddle (left) complete, Nos. 200555H, 203478, 203499, 203524, 203527, 213682, 213810 and 223371, for 213799
213799	—	Hook Saddle Combination (left and right) complete, Nos. 213797 and 213798, for Machines Nos. 22w169 and 22w170
213810	13099	Hook Bevel Gear Socket, 24 teeth, for 203528, 213797 and 213798 ..
213931	—	Feed Driving Rock Shaft 204821 with 200002E, 201522E and 204193
214424	12386	Feed Bar Spring

No.	Plate	Name
215652	—	Needle Bar Frame Driving Crank Connection 204832 with two 201528c
221412	12075	Feed Dog, 40 needle hole, for needle sizes 20 and 22, in gauges $\frac{5}{32}$, $\frac{3}{16}$ and $\frac{7}{32}$ in., for 211572, 211575 and 211585
221416	11827	Throat Plate, for 211570, 211571 and 211996, in gauges from 1 to 2 in., in steps of $\frac{1}{32}$ in., for Machine No. 22w170
221418	11840	Presser Foot, 43 needle hole, in gauges from $\frac{5}{16}$ to $\frac{9}{16}$ in., in steps of $\frac{1}{32}$ in., for Machine No. 22w165
221419	—	Presser Foot Plate, for 221420
221420	11844	Presser Foot (hinged) complete, 46 needle hole, in gauges from $\frac{3}{32}$ to $1\frac{1}{4}$ in., in steps of $\frac{1}{32}$ in., Nos. 202989, 202993, 221419 and 230795, for Machines Nos. 22w169 and 22w170
221454	—	Take-up Lever 203311 with 204263, for 203312
221455	—	Presser Foot Plate, for 221456 ..
221456	11843	Presser Foot (hinged) complete, 40 needle hole, in gauges from $1\frac{3}{32}$ to 2 in., in steps of $\frac{1}{32}$ in., Nos. 221455, 223309 and 230795, for overall felling, for Machine No. 22w170
221460	11827	Throat Plate, for 211608, in gauges from $\frac{7}{16}$ to $\frac{31}{32}$ in., in steps of $\frac{1}{32}$ in., for Machines Nos. 22w168 and 22w170
222200	11828	Throat Plate, for 211295, 211552 and 211553, in gauges from $\frac{3}{32}$ to $\frac{1}{4}$ in., in steps of $\frac{1}{32}$ in., for Machines Nos. 22w165 and 22w166
223309	—	Presser Foot Shank
223310	—	" " "
223311	12338	Tension Release Lever, for 213676
223371	13103	Bobbin Case Lever Fulcrum, for 213797 and 213798
224065	—	Presser Foot Plate, for 224066
224066	13103	Presser Foot (hinged) complete, 53 needle hole, in $\frac{3}{32}$ in. gauge, Nos. 223309, 224065 and 230795, for lap seam felling, for Machine No. 22w166

No.	Plate	Name
225181	—	Drip Pan with four wood screws $\frac{1}{2}$ in., No. 5
225433	10883	Bobbin Winder and Tension Bracket Base, for 225436
225436	10883	Universal Bobbin Winder complete, Nos. 200056E, 200082D, 200299H, 202473, 202478, 225433, 225444, 225452 to 225456, 225458 to 225460, 225462, 228026 and two wood screws $\frac{3}{4}$ in., No. 13, R.H.B.
225438	10882	Bobbin Winder Frame Oil Well Cap, for 225453
*225443	—	Bobbin Winder Spindle, for 225452
225444	10882	" " Stop Latch, for 225436
*225451	—	" " Bobbin Holder, for 225452

Nos. 225452 to 225456, for 225436.

225452	10882	Bobbin Winder Spindle 225443 with 225451
225453	10882	Bobbin Winder Frame with 202277 and 225438
225454	10882	Bobbin Winder Frame Hinge Pin
225455	10882	" " " Spring
225456	10882	" " " " Plunger

Nos. 225458 to 225460, for 225436.

225458	10882	Bobbin Winder Stop Latch Thumb Lever
225459	10882	Bobbin Winder Stop Latch Thumb Lever Hinge Stud
225460	10882	Bobbin Winder Stop Latch Thumb Lever Joint Stud
225461	10881	Bobbin Winder Tension Bracket with 201499B, for 225462
225462	10881	Bobbin Winder Tension Bracket complete, Nos. 201572B, 202407, 225461 and two 2102, for 225436
*225482	—	Bobbin Case Screw Driver Blade, for 225497
*225483	—	Bobbin Case Screw Driver Handle, for 225497
*225484	—	Screw Driver Blade, for 225498 ..
*225485	—	" " Handle, for 225498 ..
225497	12345	Bobbin Case Screw Driver complete. Nos. 225482 and 225483 ..
225498	12345	Screw Driver complete ($7\frac{1}{4}$ in. long), Nos. 225484, and 225485 ..

No.	Plate	Name
225554	12345	Wrench (steel)
227303	13100	Knee Lifter Lifting Lever, for 227313
227309	13100	Knee Lifter Connection Lever Lift- ing Rod with 202302, for 227313
227313	—	Knee Lifter Connection Lever 202445 with 200224H, 200262H, 227303 and 227309
227498	—	Thread Unwinder Spool Rest, for 227499
227499	10838	Thread Unwinder Spool Rest 227498 with 200363c and 202486, for 227500
227500	10838	Thread Unwinder complete, Nos. 202488 to 202490, 202794, 227499, 227605, 227606, three each 202491, 202492 and wood screws $\frac{3}{8}$ in., No. 13
227522	12319	Bobbin Winder Stop Latch (obso- lete), for 227523
227523	12320	Bobbin Winder complete, Nos. 200056E, 200161D, 200221D, 201537H, 202470 to 202474, 202477, 202478, 227522, three 200299H and two round head wood screws 1 in., No. 13 (obsolete)
227605	10838	Thread Unwinder Thread Eyelet Rod, for 227500
227606	10838	Thread Unwinder Thread Eyelet Rod Clamp with two 200396c, for 227500
227781	13100	Knee Lifter Rock Lever with 200522c and 200529c, for 227782
227782	—	Knee Lifter Rock Lever 227781 with two each 202451 and 202452, for 227787
227784	13100	Knee Lifter Rock Lever Rod, 3 in. long, with 227785, for 227787 ..
*227785	—	Knee Lifter Rock Lever Rod Cap or Oil Guard, for 227784
227787	13100	Knee Lifter Rock Lever 227782 with 202203 and 227784
228026	—	Bobbin Winder Tension Bracket Screw Washer, for 225436
229007	14028	Presser Foot with two 229434 and four 200172H, adjustable from $\frac{1}{4}$ to $\frac{3}{8}$ in., for Machine No. 22w165
229233	—	Presser Foot Plate, for 211547
229235	—	" " " " 229236

No.	Plate	Name
229236	11840	Presser Foot (hinged) complete, 46 needle hole, in gauges $\frac{1}{8}$, $\frac{5}{32}$ and $\frac{3}{16}$ in., Nos. 223309, 229235 and 230795, for Machines Nos. 22w165 and 22w166
229237	—	Presser Foot Plate, for 229238
229238	11840	Presser Foot (hinged) complete, 50 needle hole, in gauges $\frac{3}{32}$, $\frac{1}{4}$, $\frac{5}{32}$ and $\frac{3}{16}$ in., Nos. 223309, 229237 and 230795, for Machine No. 22w165
229239	—	Presser Foot Plate, for 229240
229240	11841	Presser Foot (hinged) complete, 46 needle hole, in gauges from $\frac{1}{8}$ to $\frac{5}{16}$ in., in steps of $\frac{1}{32}$ in., Nos. 202989, 202996, 229239 and 230795, for Machine No. 22w165
229257	—	Presser Foot Plate, for 229258
229258	11840	Presser Foot (hinged) complete, 46 needle hole in gauges $\frac{7}{32}$, $\frac{1}{4}$, $\frac{9}{32}$ and $\frac{5}{16}$ in., Nos. 223309, 229257 and 230795, for Machines Nos. 22w165 and 22w166
229259	—	Presser Foot Plate, for 229260
229260	11840	Presser Foot (hinged) complete, 50 needle hole, in gauges $\frac{7}{32}$, $\frac{1}{4}$, $\frac{9}{32}$ and $\frac{5}{16}$ in., Nos. 223309, 229259 and 230795, for Machine No. 22w165

Nos. 229267 to 229270, for Machines Nos.

22w165 and 22w166.

229267	—	Presser Foot Plate, for 229268
229268	11840	Presser Foot (hinged) complete, 46 needle hole, in gauges $\frac{11}{32}$, $\frac{3}{8}$, $\frac{13}{32}$ and $\frac{7}{16}$ in., Nos. 223309, 229267 and 230795
229269	—	Presser Foot Plate, for 229270
229270	11840	Presser Foot (hinged) complete, 46 needle hole, in gauges $\frac{31}{32}$, $\frac{11}{16}$, $\frac{33}{32}$ and $\frac{3}{4}$ in., Nos. 223309, 229269 and 230795
229309	—	Presser Foot Plate, for 229310
229310	11843	Presser Foot (hinged) complete, 50 needle hole, in gauges from $1\frac{3}{32}$ to 2 in., in steps of $\frac{1}{32}$ in., Nos. 202989, 202993, 229309 and 230795, for Machines Nos. 22w169 and 22w170

Nos. 229311 to 229316, for Machine No. 22w167.

No.	Plate	Name
229311	—	Presser Foot Plate, for 229312
229312	14028	Presser Foot (hinged) complete, 53 needle hole, in gauges $\frac{1}{8}$, $\frac{5}{32}$ and $\frac{3}{16}$ in., Nos. 223309, 229311 and 230795. Hinge Pin set back $\frac{1}{16}$ in. from regular, for felling
229313	—	Presser Foot Plate, for 229314
229314	11842	Presser Foot (hinged) complete, 50 needle hole, in gauges from $\frac{1}{32}$ to $\frac{5}{8}$ in., in steps of $\frac{1}{32}$ in., Nos. 223309, 229313 and 230795
229315	11841	Presser Foot (hinged) complete, 53 needle hole, in gauges $\frac{3}{32}$, $\frac{1}{4}$, $\frac{9}{32}$ and $\frac{5}{16}$ in., Nos. 223309, 229422 and 230795
229316	11841	Presser Foot (hinged) complete, 53 needle hole, in gauges $\frac{1}{32}$, $\frac{3}{8}$, $\frac{1}{2}$ and $\frac{7}{16}$ in., Nos. 223309, 229424 and 230795
229323	11840	Presser Foot, 46 needle hole, in gauges from $\frac{1}{32}$ to $\frac{3}{4}$ in., in steps of $\frac{1}{32}$ in., for Machine No. 22w165
229390	—	Presser Foot Plate, for 231510
229391	—	" " " " 231511

Nos. 229395 to 229398, for Machine No. 22w165.

229395	—	Presser Foot Plate, for 229396
229396	11840	Presser Foot (hinged) complete, 50 needle hole, in gauges $\frac{1}{32}$, $\frac{3}{8}$, $\frac{1}{2}$ and $\frac{7}{16}$ in., Nos. 223309, 229395 and 230795
229397	—	Presser Foot Plate, for 229398
229398	11842	Presser Foot (hinged) complete, 53 needle hole, in gauges from $\frac{1}{32}$ to $\frac{5}{8}$ in., in steps of $\frac{1}{32}$ in. Nos. 223309, 229397 and 230795

Nos. 229399 to 229410, for Machine No. 22w169.

229399	—	Presser Foot Plate for, 229400
229400	11842	Presser Foot (hinged) complete, 53 needle hole, in gauges from $\frac{3}{32}$ to $\frac{1}{2}$ in., in steps of $\frac{1}{32}$ in., Nos. 223309, 229399 and 230795
229401	—	Presser Foot Plate, for 229402
229402	14002	Presser Foot (hinged) complete, 53 needle hole, in gauges $\frac{3}{32}$, 1 , $1\frac{1}{32}$ and $1\frac{1}{16}$ in., Nos. 223309, 229401 and 230795

No.	Plate	Name
229403	—	Presser Foot Plate, for 229404
229404	14002	Presser Foot (hinged) complete, 53 needle hole, in gauges $1\frac{3}{32}$, $1\frac{1}{8}$, $1\frac{5}{32}$ and $1\frac{3}{16}$ in., Nos. 223309, 229403 and 230795
229405	—	Presser Foot Plate, for 229406
229406	14002	Presser Foot (hinged) complete, 53 needle hole, in gauges from $1\frac{7}{32}$ to $1\frac{7}{16}$ in., in steps of $\frac{1}{32}$ in., Nos. 223309, 229405 and 230795
229407	—	Presser Foot Plate, for 229408
229408	14002	Presser Foot (hinged) complete, 53 needle hole, in gauges from $1\frac{1}{32}$ to $1\frac{11}{16}$ in., in steps of $\frac{1}{32}$ in., Nos. 223309, 229407 and 230795
229409	—	Presser Foot Plate, for 229410
229410	14003	Presser Foot (hinged) complete, 53 needle hole, in gauges from $1\frac{3}{32}$ to 2 in., in steps of $\frac{1}{32}$ in., Nos. 223309, 229409 and 230795
229411	14003	Presser Foot, 53 needle hole, in gauges from $\frac{1}{8}$ to $\frac{5}{16}$ in., in steps of $\frac{1}{32}$ in., for Machine No. 22w165
229412	14003	Presser Foot, 53 needle hole, in gauges from $\frac{1}{2}$ to $\frac{5}{8}$ in., in steps of $\frac{1}{32}$ in., for Machine No. 22w165
229413	11842	Presser Foot (hinged) complete, 38 needle hole, in gauges from $\frac{1}{32}$ to $\frac{5}{8}$ in., in steps of $\frac{1}{32}$ in., Nos. 223309, 229439 and 230795, for Ma- chine No. 22w166
229414	11840	Presser Foot, 50 needle hole, in gauges from $\frac{1}{8}$ to $\frac{5}{16}$ in., in steps of $\frac{1}{32}$ in., for Machine No. 22w165
229415	14003	Presser Foot, 50 needle hole, in gauges from $\frac{1}{8}$ to $1\frac{1}{16}$ in., in steps of $\frac{1}{32}$ in., for Machines Nos. 22w165 and 22w169
229416	—	Presser Foot Plate, for 231509
229418	—	" " " " 229419
229419	14028	Presser Foot (hinged) complete, 53 needle hole, in gauges $\frac{3}{32}$, $\frac{1}{4}$, $\frac{3}{16}$ and $\frac{5}{16}$ in., Nos. 223309, 229418 and 230795. Hinge pin set back $\frac{1}{16}$ in. from regular, for felling, for Machine No. 22w167
229420	—	Presser Foot Plate, for 229585
229422	—	" " " " 229315
229424	—	" " " " 229316
229426	—	" " " " 229432

Nos. 229428 to 229430, for Machine No. 22w168.

No.	Plate	Name
229428	11842	Presser Foot (hinged) complete, 40 needle hole, in gauges $\frac{11}{32}$, $\frac{3}{8}$, $\frac{13}{32}$ and $\frac{7}{16}$ in., Nos. 223309, 229605 and 230795, for overall felling ..
229429	14030	Presser Foot (hinged) complete, 40 needle hole, in gauges $\frac{15}{32}$, $\frac{1}{2}$, $\frac{17}{32}$ and $\frac{9}{16}$ in., Nos. 223309, 229606 and 230795, for overall felling ..
229430	14030	Presser Foot (hinged) complete, 40 needle hole, in gauges $\frac{31}{32}$, $\frac{11}{16}$, $\frac{33}{32}$ and $\frac{3}{4}$ in., Nos. 223309, 229607 and 230795, for overall felling
229431	14028	Presser Foot, 53 needle hole, in gauges from $\frac{1}{8}$ to $\frac{1}{2}$ in. in steps of $\frac{1}{32}$ in., with 200172H and 229541, for Machine No. 22w165
229432	11844	Presser Foot (hinged) complete, 40 needle hole, in gauges from $\frac{5}{32}$ to $\frac{5}{16}$ in., in steps of $\frac{1}{32}$ in., Nos. 223309, 229426 and 230795, for overall felling, for Machine No. 22w168

Nos. 229433 to 229435, for Machine No. 22w165.

229433	14028	Presser Foot, 53 needle hole, in gauges from $\frac{1}{4}$ to $\frac{5}{8}$ in., in steps of $\frac{1}{32}$ in., for strip work
229434	14028	Presser Foot Needle Guide, for 229007 and 229435
229435	14028	Presser Foot with two 229434 and four 200172H, adjustable from $\frac{3}{32}$ to $\frac{7}{32}$ in., for inside staying
229436	—	Presser Foot Plate, for 229437
229437	11841	Presser Foot (hinged) complete, 53 needle hole, in gauges $\frac{31}{32}$, $\frac{11}{16}$, $\frac{33}{32}$ and $\frac{3}{4}$ in., Nos. 223309, 229436 and 230795, for Machine No. 22w167
229438	11840	Presser Foot, 53 needle hole, in gauges from $\frac{1}{8}$ to $\frac{3}{8}$ in., in steps of $\frac{1}{32}$ in., for outside staying, for Machine No. 22w165
229439	—	Presser Foot Plate, for 229413
229442	—	" " " " 229443

No.	Plate	Name
229443	14030	Presser Foot (hinged) complete, 40 needle hole, in gauges from $\frac{3}{16}$ to $1\frac{1}{8}$ in., in steps of $\frac{1}{32}$ in., Nos. 223309, 229442 and 230795, for overall felling, for Machine No. 22w170
229444	—	Presser Foot Plate, for 229445
229445	11841	Presser Foot (hinged) complete, 53 needle hole, in gauges $\frac{7}{32}$, $\frac{1}{4}$, $\frac{9}{32}$ and $\frac{5}{16}$ in., Nos. 202090, 223309 and 229444, for Machine No. 22w165
229446	—	Presser Foot Plate, for 229447
229447	11844	Presser Foot (hinged) complete, 40 needle hole, in gauges from $1\frac{3}{32}$ to $1\frac{1}{4}$ in., in steps of $\frac{1}{32}$ in., Nos. 223309, 229446 and 230795, for Machine No. 22w170
229449	—	Presser Foot Plate, for 229450
229450	11840	Presser Foot (hinged) complete, 40 needle hole, in gauges $\frac{7}{32}$, $\frac{1}{4}$, $\frac{9}{32}$ and $\frac{5}{16}$ in., Nos. 223309, 229449 and 230795, for Machine No. 22w166
229503	14003	Presser Foot, 50 needle hole, in gauges from $\frac{1}{8}$ to $\frac{1}{2}$ in., in steps of $\frac{1}{32}$ in., for Machine No. 22w165 ..
229541	—	Presser Foot Spring Guide, in gauges from $\frac{1}{8}$ to $\frac{1}{2}$ in., in steps of $\frac{1}{32}$ in., for 229431
Note: When ordering 229541, state trimming margin required.		
229585	11842	Presser Foot (hinged) complete, 53 needle hole, in gauges $\frac{1}{8}$, $\frac{5}{32}$ and $\frac{3}{16}$ in., Nos. 223309, 229420 and 230795, for Machine No. 22w167 ..
229605	—	Presser Foot Plate, for 229428
229606	—	" " " " 229429
229607	—	" " " " 229430
229613	—	" " " " 229614
229614	11841	Presser Foot (hinged) complete, 50 needle hole, in gauges $\frac{7}{32}$, $\frac{1}{4}$, $\frac{9}{32}$ and $\frac{5}{16}$ in., Nos. 223309, 229613 and 230795, for Machine No. 22w165
229623	—	Presser Foot Plate, for 231512

No.	Plate	Name
229826	11841	Presser Foot (hinged) complete, 50 needle hole, in gauges $\frac{11}{32}$, $\frac{3}{8}$, $\frac{13}{32}$ and $\frac{7}{16}$ in., Nos. 223309, 229827 and 230795, for Machine No. 22w165
229827	—	Presser Foot Plate, for 229826
229846	—	" " " " 229847
229847	11842	Presser Foot (hinged) complete, 50 needle hole, in gauges $\frac{11}{32}$, $\frac{3}{8}$ and $\frac{13}{32}$ in., Nos. 223309, 229846 and 230795, for Machine No. 22w167
229885	—	Presser Foot Shank, for 231509
229886	—	" " Plate, for 229887
229887	14028	Presser Foot (hinged) complete, 53 needle hole, in gauges $\frac{11}{32}$, $\frac{3}{8}$, $\frac{13}{32}$ and $\frac{7}{16}$ in., Nos. 223309, 229886 and 230795. Hinge Pin set back $\frac{1}{16}$ in. from regular, for corset felling, for Machine No. 22w167
229891	—	Presser Foot Plate, for 229892
229892	14002	Presser Foot (hinged) complete, 46 needle hole, in gauges from $1\frac{7}{32}$ to $1\frac{7}{16}$ in., in steps of $\frac{1}{32}$ in., Nos. 223309, 229891 and 230795, for Machine No. 22w169
229893	—	Presser Foot Plate, for 229894
229894	11840	Presser Foot (hinged) complete, 40 needle hole, in gauges $\frac{11}{32}$, $\frac{3}{8}$, $\frac{13}{32}$ and $\frac{7}{16}$ in., Nos. 223309, 229893 and 230795, for Machine No. 22w166
229895	—	Presser Foot Plate, for 229896
229896	11840	Presser Foot (hinged) complete, 53 needle hole, in gauges $\frac{11}{32}$, $\frac{3}{8}$, $\frac{13}{32}$ and $\frac{7}{16}$ in., Nos. 223309, 229895 and 230795, for Machine No. 22w165
229897	—	Presser Foot Plate, for 229898
229898	11842	Presser Foot (hinged) complete, 46 needle hole, in gauges from $\frac{11}{32}$ to $\frac{5}{8}$ in., in steps of $\frac{1}{32}$ in., Nos. 223309, 229897 and 230795, for Machines Nos. 22w165 and 22w166
229899	—	Presser Foot Plate, for 229900
229900	11842	Presser Foot (hinged) complete, 40 needle hole, in gauges from $\frac{11}{32}$ to $\frac{5}{8}$ in., in steps of $\frac{1}{32}$ in., Nos. 223309, 229899 and 230795, for Machine No. 22w166

No.	Plate	Name
229901	—	Presser Foot Plate, for 229902
229902	11840	Presser Foot (hinged) complete, 53 needle hole, in gauges $\frac{3}{16}$, $\frac{1}{4}$, $\frac{3}{8}$ and $\frac{1}{2}$ in., Nos. 223309, 229901 and 230795, for Machine No. 22w165

Nos. 229903 to 229908, for Machine No. 22w169.

229903	—	Presser Foot Plate, for 229904
229904	14002	Presser Foot (hinged) complete, 38 needle hole, in gauges from $1\frac{7}{16}$ to $1\frac{7}{16}$ in., in steps of $\frac{1}{32}$ in., Nos. 223309, 229903 and 230795
229905	—	Presser Foot Plate, for 229906
229906	14002	Presser Foot (hinged) complete, 46 needle hole, in gauges from $1\frac{11}{16}$ to $1\frac{11}{16}$ in., in steps of $\frac{1}{32}$ in., Nos. 223309, 229905 and 230795
229907	—	Presser Foot Plate, for 229908
229908	14003	Presser Foot (hinged) complete, 40 needle hole, in gauges from $1\frac{3}{8}$ to 2 in., in steps of $\frac{1}{32}$ in., Nos. 223309, 229907 and 230795
229910	—	Presser Foot Plate, for 229911
229911	14002	Presser Foot (hinged) complete, 40 needle hole, in gauges $\frac{3}{16}$, 1, $1\frac{1}{8}$ and $1\frac{1}{4}$ in., Nos. 223309, 229910 and 230795, for Machine No. 22w169

Nos. 229912 to 229915, for Machine No. 22w168.

229912	—	Presser Foot Plate, for 229913
229913	11842	Presser Foot (hinged) complete, 38 needle hole, in gauges $\frac{11}{16}$, $\frac{3}{4}$, $\frac{13}{16}$ and $\frac{7}{8}$ in., Nos. 223310, 229912 and 230795. Hinge pin set back $\frac{1}{8}$ in. from regular, for felling ..
229914	—	Presser Foot Plate, for 229915
229915	14030	Presser Foot (hinged) complete, 40 needle hole, in gauges $\frac{11}{16}$ and $\frac{3}{4}$ in., Nos. 223309, 229914 and 230795
229916	—	Presser Foot Plate, for 229917
229917	11843	Presser Foot (hinged) complete, 40 needle hole, in gauges from $1\frac{9}{16}$ to $1\frac{1}{2}$ in., in steps of $\frac{1}{32}$ in., Nos. 223309, 229916 and 230795, for Ma- chine No. 22w170
229937	—	Presser Foot Plate, for 229938

No.	Plate	Name
229938	14030	Presser Foot (hinged) complete, 40 needle hole, in gauges from $1\frac{1}{2}$ to $1\frac{3}{4}$ in., in steps of $\frac{1}{32}$ in., Nos. 223309, 229937 and 230795, for Machine No. 22w170
229968	—	Presser Foot Plate, for 229969
229969	11841	Presser Foot (hinged) complete, 50 needle hole, in gauges from $\frac{1}{16}$ to $\frac{5}{8}$ in., in steps of $\frac{1}{32}$ in., Nos. 223309, 229968 and 230795, for Machine No. 22w165
230048	11851	Lap Seam Feller on Shank (right hand). For general work. For $\frac{1}{16}$ to 1 in. gauge machines. For F, L, M, MH of H material. Has yielding spring
230795	13102	Presser Foot Hinge Pin
231269	—	" " Plate, for 231270
231270	11844	Presser Foot (hinged) complete, 50 needle hole, in gauges from $\frac{3}{32}$ to $1\frac{3}{4}$ in., in steps of $\frac{1}{32}$ in., Nos. 202989, 202993, 230795 and 231269, for Machine No. 22w169
231383	13102	Needle Holder, in gauges from $\frac{3}{32}$ to $\frac{1}{2}$ in., in steps of $\frac{1}{32}$ in., with 201030F and two 200141F, for Machines Nos. 22w165 to 22w168 ..
231385	13102	Needle Holder, in gauges from $\frac{1}{16}$ to $\frac{3}{4}$ in., in steps of $\frac{1}{32}$ in., with 201030F and two 200141F, for Machines Nos. 22w165 to 22w168 ..
231386	13103	Needle Holder, in gauges from $\frac{3}{32}$ to 2 in., in steps of $\frac{1}{32}$ in., with 201030F and two 200141F, for Machines Nos. 22w169 and 22w170 ..
231399	11807	Needle Bar (hollow)

Nos. 231451 to 231454, for Machine No. 22w166.

231451	—	Presser Foot Plate, for 231452
231452	11840	Presser Foot (hinged) complete, 38 needle hole, in gauges $\frac{7}{32}$, $\frac{1}{4}$, $\frac{3}{8}$ and $\frac{5}{16}$ in., Nos. 223309, 230795 and 231451
231453	—	Presser Foot Plate, for 231454
231454	11840	Presser Foot (hinged) complete, 38 needle hole, in gauges $\frac{1}{16}$, $\frac{3}{8}$, $\frac{1}{2}$ and $\frac{7}{16}$ in., Nos. 223309, 230795 and 231453

Nos. 231455 to 231458, for Machine No 22w165.

No.	Plate	Name
231455	—	Presser Foot Plate, for 231456
231456	13103	Presser Foot (hinged) complete, 50 needle hole, in gauges from $\frac{1}{32}$ to $\frac{5}{8}$ in., in steps of $\frac{1}{32}$ in., Nos. 223309, 230795 and 231455
231457	—	Presser Foot Plate, for 231458
231458	11840	Presser Foot (hinged) complete, 50 needle hole, in gauges $\frac{3}{32}$, $\frac{1}{16}$, $\frac{3}{16}$ and $\frac{1}{4}$ in., Nos. 223309, 230795 and 231457

Nos. 231459 to 231462, for Machine No. 22w166.

231459	—	Presser Foot Plate, for 231460
231460	11840	Presser Foot (hinged) complete, 40 needle hole, in gauges $\frac{3}{32}$, $\frac{1}{16}$, $\frac{3}{16}$ and $\frac{1}{4}$ in., Nos. 223309, 230795 and 231459
231461	—	Presser Foot Plate, for 231462
231462	11840	Presser Foot (hinged) complete, 38 needle hole, in gauges $\frac{3}{32}$, $\frac{1}{16}$, $\frac{3}{16}$ and $\frac{1}{4}$ in., Nos 223309, 230795 and 231461

Nos. 231463 to 231498, for Machine No. 22w169.

231463	—	Presser Foot Plate, for 231464
231464	11842	Presser Foot (hinged) complete, 50 needle hole, in gauges from $\frac{3}{32}$ to $\frac{1}{16}$ in., in steps of $\frac{1}{32}$ in., Nos. 223309, 230795 and 231463
231465	—	Presser Foot Plate, for 231466
231466	11842	Presser Foot (hinged) complete, 46 needle hole, in gauges from $\frac{3}{32}$ to $\frac{1}{16}$ in., in steps of $\frac{1}{32}$ in., Nos. 223309, 230795 and 231465
231467	—	Presser Foot Plate, for 231468
231468	11842	Presser Foot (hinged) complete, 40 needle hole, in gauges from $\frac{3}{32}$ to $\frac{1}{16}$ in., in steps of $\frac{1}{32}$ in., Nos. 223309, 230795 and 231467
231469	—	Presser Foot Plate, for 231470
231470	11842	Presser Foot (hinged) complete, 38 needle hole, in gauges from $\frac{3}{32}$ to $\frac{1}{16}$ in., in steps of $\frac{1}{32}$ in., Nos. 223309, 230795 and 231469
231471	—	Presser Foot Plate, for 231472

No.	Plate	Name
231472	14002	Presser Foot (hinged) complete, 50 needle hole, in gauges $\frac{3}{32}$, 1, $1\frac{1}{32}$ and $1\frac{1}{16}$ in., Nos. 223309, 230795 and 231471
231473	—	Presser Foot Plate, for 231474
231474	14002	Presser Foot (hinged) complete, 46 needle hole, in gauges $\frac{3}{32}$, 1, $1\frac{1}{32}$ and $1\frac{1}{16}$ in., Nos. 223309, 230795 and 231473
231475	—	Presser Foot Plate, for 231476
231476	14002	Presser Foot (hinged) complete, 38 needle hole, in gauges $\frac{3}{32}$, 1, $1\frac{1}{32}$ and $1\frac{1}{16}$ in., Nos. 223309, 230795 and 231475
231477	—	Presser Foot Plate, for 231478
231478	14002	Presser Foot (hinged) complete, 50 needle hole, in gauges $1\frac{3}{32}$, $1\frac{1}{8}$, $1\frac{5}{32}$ and $1\frac{3}{16}$ in., Nos. 223309, 230795 and 231477
231479	—	Presser Foot Plate, for 231480
231480	14002	Presser Foot (hinged) complete, 46 needle hole, in gauges $1\frac{3}{32}$, $1\frac{1}{8}$, $1\frac{5}{32}$ and $1\frac{3}{16}$ in., Nos. 223309, 230795 and 231479
231481	—	Presser Foot Plate, for 231482
231482	14002	Presser Foot (hinged) complete, 40 needle hole, in gauges $1\frac{3}{32}$, $1\frac{1}{8}$, $1\frac{5}{32}$ and $1\frac{3}{16}$ in., Nos. 223309, 230795 and 231481
231483	—	Presser Foot Plate, for 231484
231484	14002	Presser Foot (hinged) complete, 38 needle hole, in gauges $1\frac{3}{32}$, $1\frac{1}{8}$, $1\frac{5}{32}$ and $1\frac{3}{16}$ in., Nos. 223309, 230795 and 231483
231485	—	Presser Foot Plate, for 231486
231486	14002	Presser Foot (hinged) complete, 50 needle hole, in gauges from $1\frac{7}{32}$ to $1\frac{7}{16}$ in., in steps of $\frac{1}{32}$ in., Nos. 223309, 230795 and 231485
231487	—	Presser Foot Plate, for 231488
231488	14002	Presser Foot (hinged) complete, 50 needle hole, in gauges from $1\frac{1}{32}$ to $1\frac{1}{16}$ in., in steps of $\frac{1}{32}$ in., Nos. 223309, 230795 and 231487
231489	—	Presser Foot Plate, for 231490
231490	14002	Presser Foot (hinged) complete, 40 needle hole, in gauges from $1\frac{1}{32}$ to $1\frac{1}{16}$ in., in steps of $\frac{1}{32}$ in., Nos. 223309, 230795 and 231489

No.	Plate	Name
231491	—	Presser Foot Plate, for 231492
231492	14002	Presser Foot (hinged) complete, 38 needle hole, in gauges from $1\frac{1}{16}$ to $1\frac{11}{16}$ in., in steps of $\frac{1}{32}$ in., Nos. 223309, 230795 and 231491
231493	—	Presser Foot Plate, for 231494
231494	14003	Presser Foot (hinged) complete, 50 needle hole, in gauges from $1\frac{3}{32}$ to 2 in., in steps of $\frac{1}{32}$ in., Nos. 223309, 230795 and 231493
231495	—	Presser Foot Plate, for 231496
231496	14003	Presser Foot (hinged) complete, 46 needle hole, in gauges from $1\frac{3}{32}$ to 2 in., in steps of $\frac{1}{32}$ in., Nos. 223309, 230795 and 231495
231497	—	Presser Foot Plate, for 231498
231498	14003	Presser Foot (hinged) complete, 38 needle hole, in gauges from $1\frac{3}{32}$ to 2 in., in steps of $\frac{1}{32}$ in., Nos. 223309, 230795 and 231497
231499	—	Presser Foot Plate, for 231500
231500	11840	Presser Foot (hinged) complete, 53 needle hole, in gauges $\frac{3}{32}$, $\frac{1}{8}$, $\frac{5}{32}$ and $\frac{3}{16}$ in., Nos. 223309, 230795 and 231499, for Machine No. 22w165

Nos. 231501 to 231504, for Machine No. 22w166.

231501	—	Presser Foot Plate, for 231502
231502	11840	Presser Foot (hinged) complete, 40 needle hole, in gauges $\frac{1}{8}$, $\frac{5}{32}$ and $\frac{3}{16}$ in., Nos. 223309, 230795 and 231501
231503	—	Presser Foot Plate, for 231504
231504	11840	Presser Foot (hinged) complete, 38 $\frac{3}{16}$ in., Nos. 223309, 230795 and needle hole, in gauges $\frac{1}{8}$, $\frac{5}{32}$ and 231503
231507	—	Presser Foot Plate, for 231508
231508	11841	Presser Foot (hinged) complete, 40 needle hole, in gauges from $1\frac{7}{32}$ to $1\frac{7}{16}$ in., in steps of $\frac{1}{32}$ in., Nos. 223309, 230795 and 231507, for Ma- chine No. 22w169
231509	11841	Presser Foot (hinged) complete, 50 needle hole, in gauges $\frac{3}{32}$ and $\frac{1}{8}$ in., Nos. 229416, 229885 and 230795, for Machine No. 22w165

No.	Plate	Name
231510	11842	Presser Foot (hinged) complete, 53 needle hole, in gauges $\frac{3}{32}$, $\frac{1}{8}$, $\frac{5}{32}$ and $\frac{3}{16}$ in., Nos. 223309, 229390 and 230795, for Machine No. 22w165
231511	11842	Presser Foot (hinged) complete, 38 needle hole, in gauges $\frac{1}{8}$, $\frac{5}{32}$ and $\frac{3}{16}$ in., Nos. 223309, 229391 and 230795, for Machine No. 22w166
231512	11840	Presser Foot (hinged) complete, 53 needle hole, in gauges $\frac{7}{32}$, $\frac{1}{4}$, $\frac{9}{32}$ and $\frac{5}{16}$ in., Nos. 223309, 229623 and 230795, for Machine No. 22w165
231513	13103	Presser Foot, 50 needle hole, in gauges from $\frac{9}{32}$ to $2\frac{1}{4}$ in., in steps of $\frac{1}{32}$ in., for strip work, for Machines Nos. 22w165 and 22w169
231514	13103	Presser Foot, 46 needle hole, in gauges from $\frac{1}{2}$ to $2\frac{1}{4}$ in., in steps of $\frac{1}{32}$ in., for strip work, for Machines Nos. 22w165 and 22w169

**ILLUSTRATIONS OF PARTS
FOR
MACHINES**

Nos. 22w165 to 22w170

PLATE 10438—FULL SIZE

200031



200668



200271



200098



200291



202036



200078




204209



204212




204194




204208



204213



202622



204211



PLATE 10838—ONE-EIGHTH SIZE

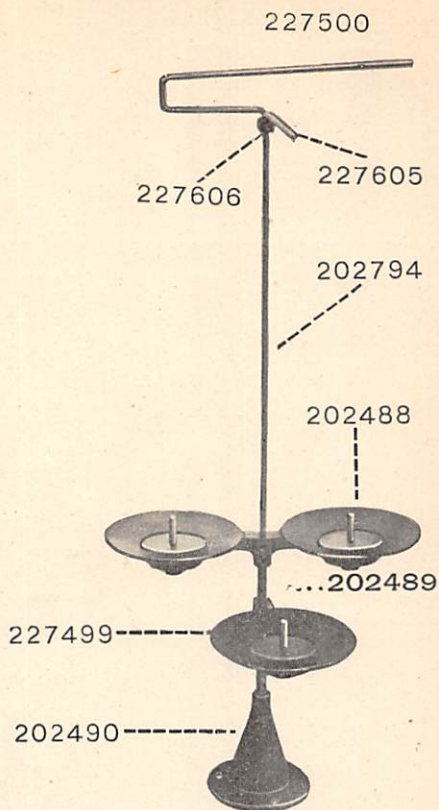



PLATE 10881—FULL SIZE

225461



200082




202104



2102



225462



202407



201499




201572



PLATE 10882—FULL SIZE


225453



225454



225452



225458



225459



202478



225460



225444



225455



225456



225438



200380



200056




200299



PLATE 10883 ONE-FOURTH SIZE

225433



202473



225436



PLATE 11007—FULL SIZE


200555



203242



203245




203250



200393




203246



200006



203249



225585



203244




200840



PLATE 11137—FULL SIZE


202899




204843



204641




203156



200382



213283



200126



200237



PLATE 11144 —ONE-HALF SIZE




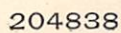







PLATE 11238—FULL SIZE


203525




203521




203527



203527



203523



203524






PLATE 11239—ONE-HALF SIZE


203528



203528



203508



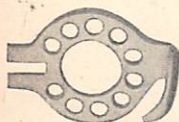
203523



203529

№ 14 OUTFIT


203499




203506



203527



203527



203470



203521



203478




213810



PLATE 11273—ONE-HALF SIZE

213797



213798




PLATE 11806 -FULL SIZE



204235



204289




200932



200447



203114



200737




204844



200399



204848



203695




205979



PLATE 11807 —ONE-HALF SIZE

204829




213136




231399



213750



213682



213681






PLATE 11827-FULL SIZE


211610
221460



212096



221416



212092





PLATE 11828 -FULL SIZE

222200




212000



211606

211607


211608




211997

211998


211999



211609



212254



212253





PLATE 11840 -FULL SIZE

229323




229414



221418



229438



229236

229238

231500

231502

231504

229258

229260

229450

231452

231512

229268

229396

229894

229896

231454

229270

229902

231458

231460

231462








PLATE 11841-FULL SIZE

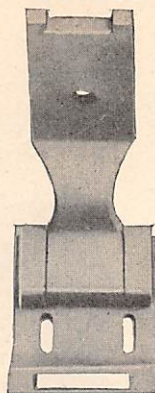
229240




229614



229826




229969



231509



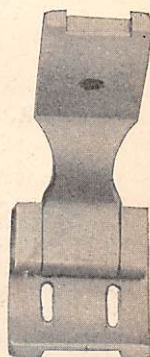
229445




224072
229315



224074
229316



231508



224076
229437

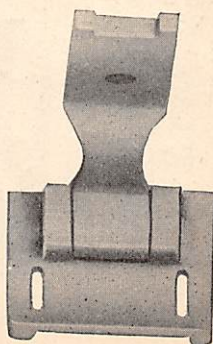



PLATE 11842 -FULL SIZE

231510

231511




229398

229413

229898

229900

231456




229400

231464

231466


231468

231470




229585

229847



229428

229913



211547

229314






PLATE 11843 -FULL SIZE

229917



229310



221456






PLATE 11844-FULL SIZE


229432



229447



231270



221420




PLATE 11851 -FULL SIZE

230048

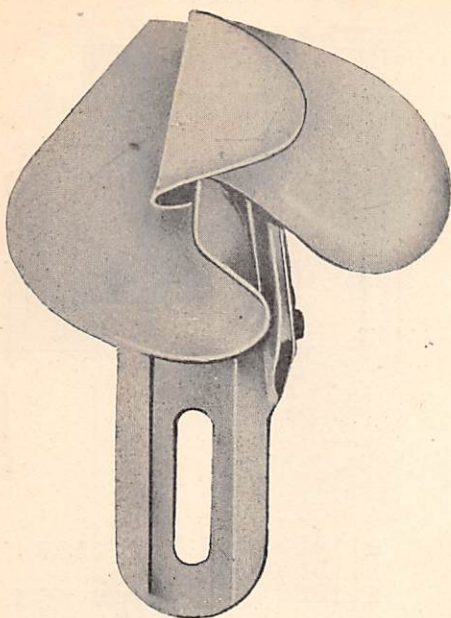



PLATE 12072—FULL SIZE


211551



211551




211295
211552
211553



211554



211555
211556
211580



211557



211294
211558
211559






PLATE 12073—FULL SIZE


211560




211561
211562
211616




211564



211563



211565



211566


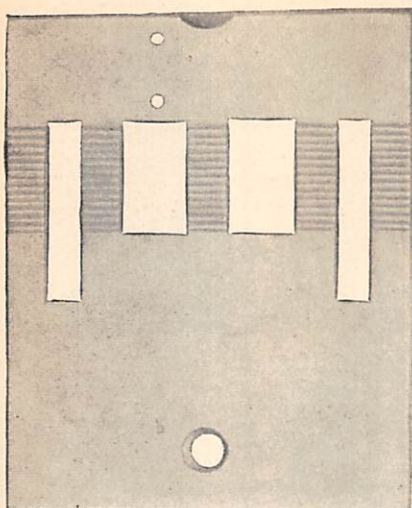



PLATE 12074—FULL SIZE

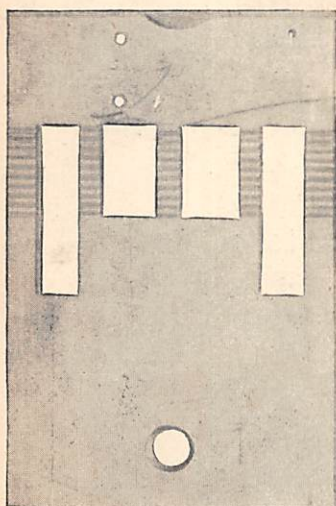
211567



211568



211569



211570
211571
211996




PLATE 12075—FULL SIZE


211572




211573

211574


221412



211575



211576



211577






PLATE 12076—FULL SIZE


211578



211583



211581



211582





PLATE 12077—FULL SIZE

211584



211585



211586



211588




211587



PLATE 12305—FULL SIZE

203249



200491




203246



203242



204163



203233



204200




PLATE 12306—FULL SIZE

204189



204925



200798



202622



202446



202302




200459



204264




204197




200224



204194



204206



200262



204211



204327



PLATE 12308—FULL SIZE

201531



200684



200175



200113



200086



202628



202126



200074



200125



202276



204249




204252



202062



204293



204250



204269



203238



203244



200072



204202



202005



203250



200393



PLATE 12309 -FULL SIZE

200319



200366



204333



200300



200368




200581



200397



202402



200309



204278



204274



202075



201572




204277



200632



204272



202090



204275



202098



202092



204059



204058



200135



204276



204271




202084



202091



204280



205987



202407



204281



204279



PLATE 12311—FULL SIZE

200570



200062



200439



200278



200335



200328



200963



200550



200271



200042



200577



200516



200362



200378



200053



200043



200575



200430



200840



200031



200437



200383



200106



200079



PLATE 12319 - FULL SIZE

200221



200011



200056



200299



200161



200355



201537



200380



227522

202482



202478



202477



202484



202483



200529



202472



200522



200526




202452



PLATE 12320—ONE-HALF SIZE

202473



202474




202481



202485



227523



202480



202470




202471



PLATE 12334—ONE-HALF SIZE

203315



204251




204193



203248



204198



203303



203301



PLATE 12338—FULL SIZE

200002



200027



200243



200045



200157



200363



201522



201524



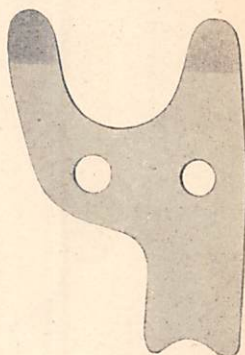
204326



202036



204555



200685



200065



223311



PLATE 12345—ONE-HALF SIZE

41400




225498



225497



202258



36578

225554



36579



PLATE 12386—FULL SIZE

200214



200068



200503



200504



201525



204556



203313



200668



204730



204554

204553

204258



214424



204263




PLATE 13099—FULL SIZE


200054



203470




203648



203473



203499



200066




203474



204243



203506



203478



203214



200984



200594



204185



200075




201535



202305



213810



204196



213007



213141



200616



201253



PLATE 13100—ONE-FOURTH SIZE

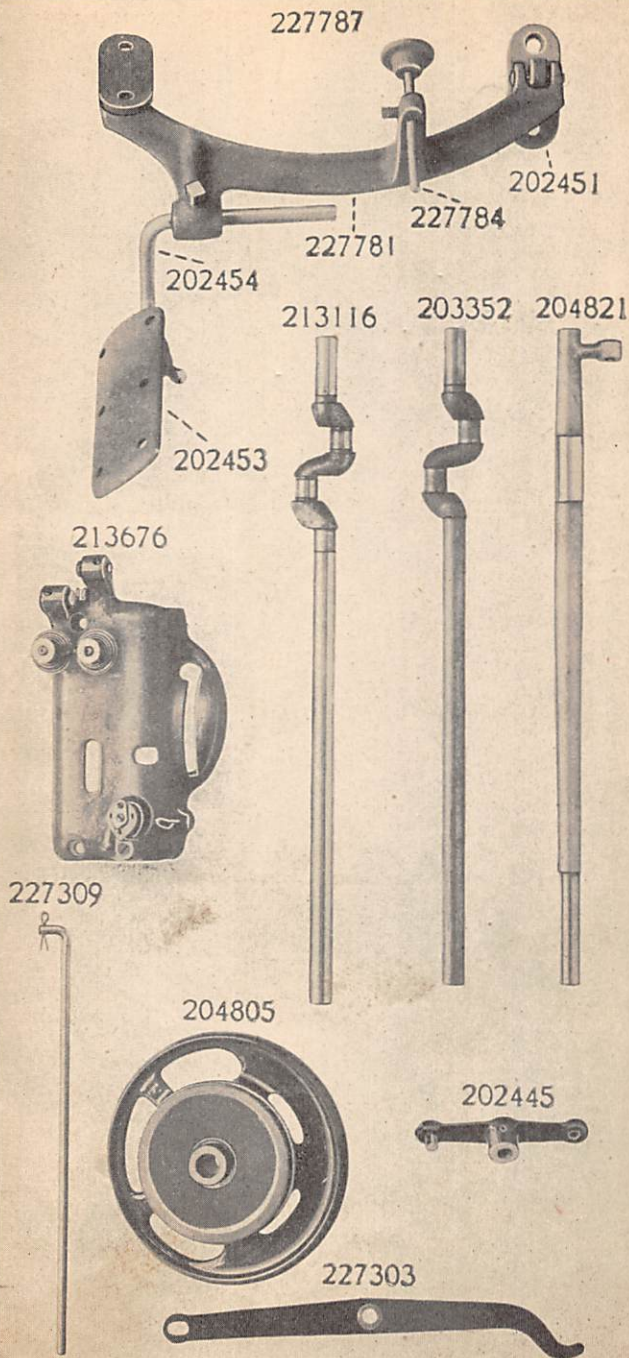


PLATE 13101—ONE-HALF SIZE

203403



203306




204838




204832



204288



213115



203329




213157



PLATE 13102—FULL SIZE

204254




203779




231383




231385




213117



203311



204846



200494



230795

200141



204830



201816



202087



201528



203172



202088



200387




201030



PLATE 13103—FULL SIZE

231513
231514



213124




213606




231386


200172



231456



211548



211579



211541



224066



223371



200396

202248

202989



PLATE 14002—FULL SIZE

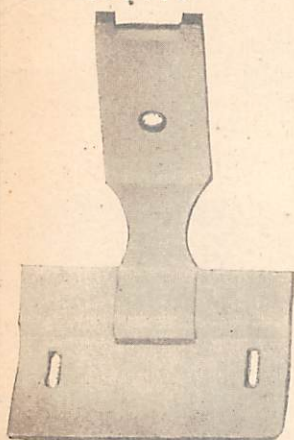
229402

229911

231472

231474

231476




229404

231478

231480

231482

231484




229406

229892

229904

231486



229408

229906

231488

231490

231492



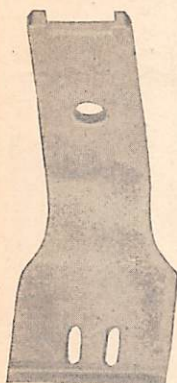


PLATE 14003—FULL SIZE

229410
229908
231494
231496
231498

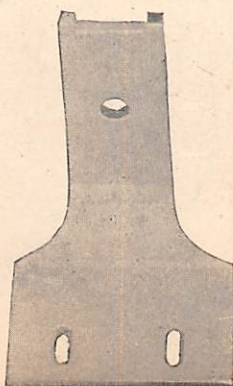
229411



229415



229412



229503



PLATE 14028—FULL SIZE

229434



229007
229435



224093
229431



229007
229435



229433



229312
229419
229887





PLATE 14030—FULL SIZE

229429
229915



229430
229443
229938




PLATE 14501—FULL SIZE

203701



203701



200068



200130



203703



203703



203704



203704



203705



203706



203707



200125





